


# Q1 What school does your child currently attend?

Answered: 98 Skipped: 0

A.L. Horton Elementary									
Andrew School									
Ardrossan Elementary									
Ardrossan Junior Senio...									
Bev Facey Community High									
Brentwood Elementary									
Bruderheim School									
Clover Bar Junior High									
Davidson Creek Elementary									
École Campbelltown									
École Parc Élémentaire									
F.R. Haythorne Junior High									
Fort Saskatchewan...									
Fort Saskatchewan...									
Fort Saskatchewan...									
Fultonvale Elementary...									
Glen Allan Elementary									
James Mowat Elementary									
Lakeland Ridge									

# EIPS Parent Survey 2018-19



EIPS Parent Survey 2018-19

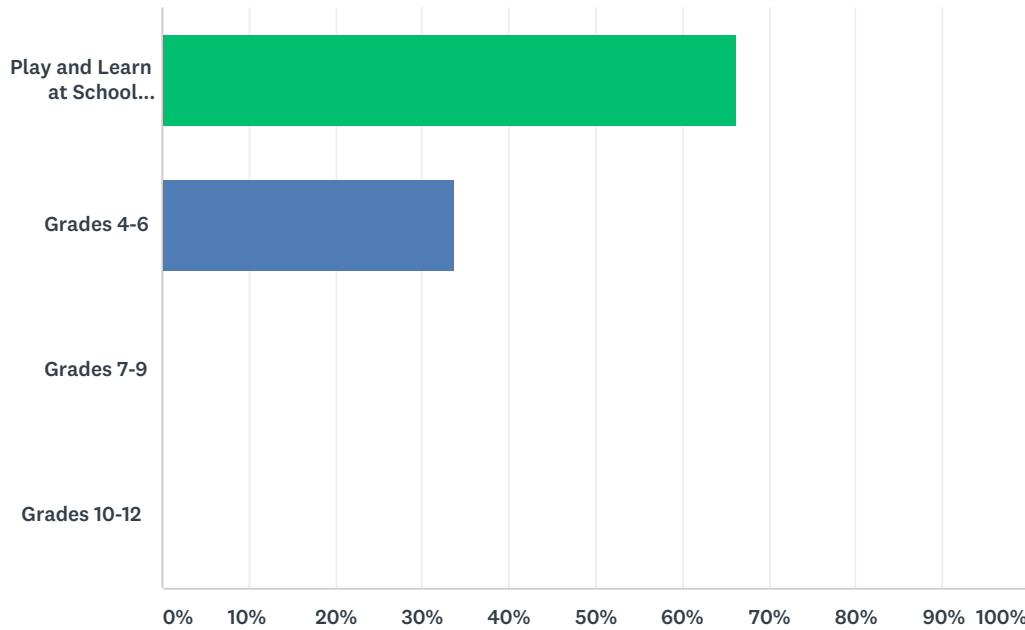
ANSWER CHOICES	RESPONSES
A.L. Horton Elementary	0.00% 0
Andrew School	0.00% 0
Ardrossan Elementary	0.00% 0
Ardrossan Junior Senior High	0.00% 0
Bev Facey Community High	0.00% 0
Brentwood Elementary	0.00% 0
Bruderheim School	0.00% 0
Clover Bar Junior High	0.00% 0
Davidson Creek Elementary	0.00% 0
École Campbelltown	0.00% 0
École Parc Élémentaire	0.00% 0
F.R. Haythorne Junior High	0.00% 0
Fort Saskatchewan Christian	0.00% 0
Fort Saskatchewan Elementary	0.00% 0
Fort Saskatchewan Senior High	0.00% 0
Fultonvale Elementary Junior High	0.00% 0
Glen Allan Elementary	0.00% 0
James Mowat Elementary	0.00% 0
Lakeland Ridge	0.00% 0
Lamont Elementary	0.00% 0
Lamont High	0.00% 0
Mills Haven Elementary	0.00% 0
Mundare School	0.00% 0
Next Step/Outreach	0.00% 0
Pine Street Elementary	0.00% 0
Rudolph Hennig Junior High	0.00% 0
Salisbury Composite High	0.00% 0
Sherwood Heights Junior High	0.00% 0
SouthPointe School	0.00% 0
Strathcona Christian Academy Elementary	0.00% 0
Strathcona Christian Academy Secondary	0.00% 0
Uncas Elementary	0.00% 0
Vegreville Composite High	0.00% 0
Wes Hosford Elementary	0.00% 0

## EIPS Parent Survey 2018-19

Westboro Elementary	0.00%	0
Win Ferguson Elementary	0.00%	0
Woodbridge Farms Elementary	0.00%	0
Wye Elementary	100.00%	98
TOTAL		98

## Q2 What grade is your child currently in?

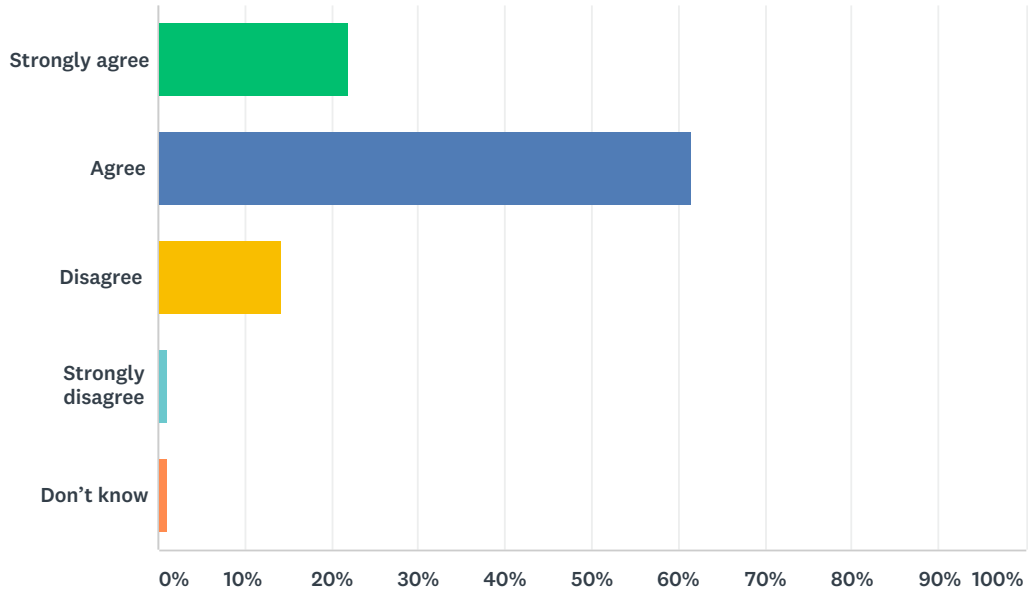
Answered: 98 Skipped: 0



ANSWER CHOICES	RESPONSES	
Play and Learn at School (PALS) Kindergarten Grades 1-3	66.33%	65
Grades 4-6	33.67%	33
Grades 7-9	0.00%	0
Grades 10-12	0.00%	0
<b>TOTAL</b>		<b>98</b>

### Q3 My child's individual needs are met.

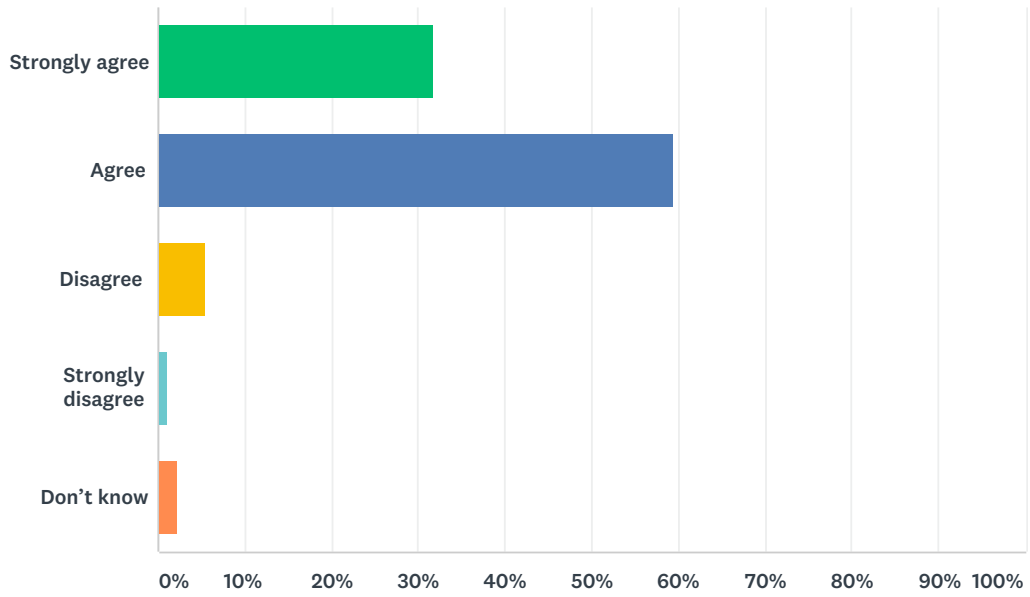
Answered: 91 Skipped: 7



ANSWER CHOICES	RESPONSES	
Strongly agree	21.98%	20
Agree	61.54%	56
Disagree	14.29%	13
Strongly disagree	1.10%	1
Don't know	1.10%	1
<b>TOTAL</b>		<b>91</b>

### Q4 My child is encouraged at school to do his or her best.

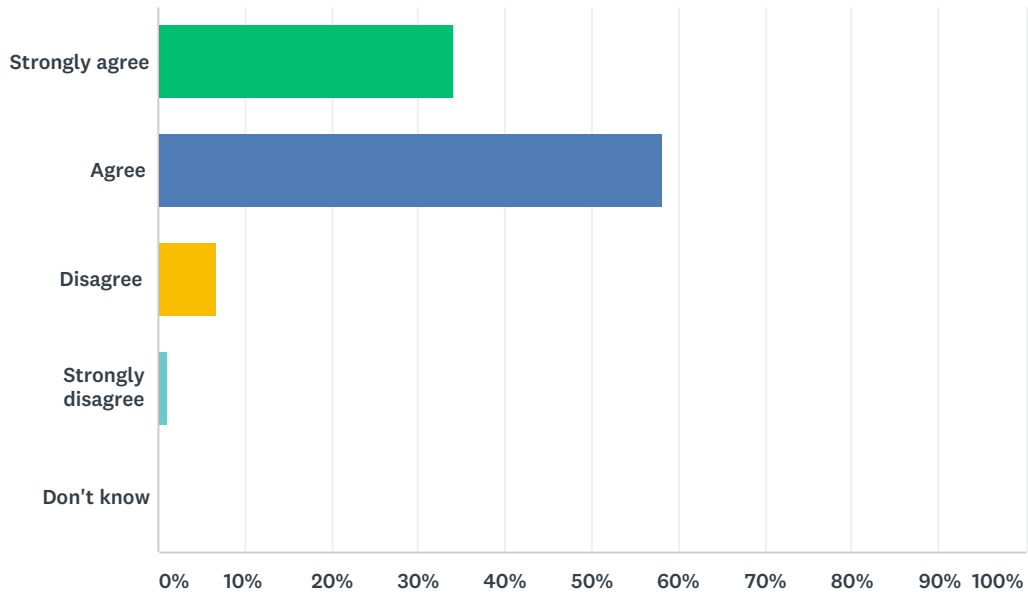
Answered: 91 Skipped: 7



ANSWER CHOICES	RESPONSES	
Strongly agree	31.87%	29
Agree	59.34%	54
Disagree	5.49%	5
Strongly disagree	1.10%	1
Don't know	2.20%	2
<b>TOTAL</b>		<b>91</b>

### Q5 My child is demonstrating growth in literacy.

Answered: 91 Skipped: 7

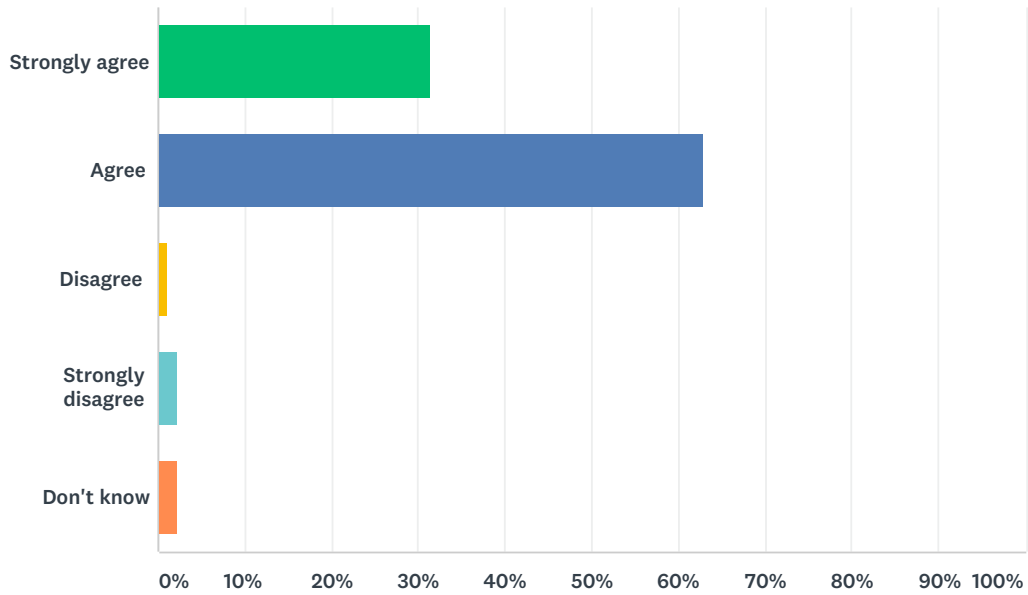


ANSWER CHOICES	RESPONSES	
Strongly agree	34.07%	31
Agree	58.24%	53
Disagree	6.59%	6
Strongly disagree	1.10%	1
Don't know	0.00%	0
<b>TOTAL</b>		<b>91</b>



## Q6 My child is demonstrating growth in numeracy.

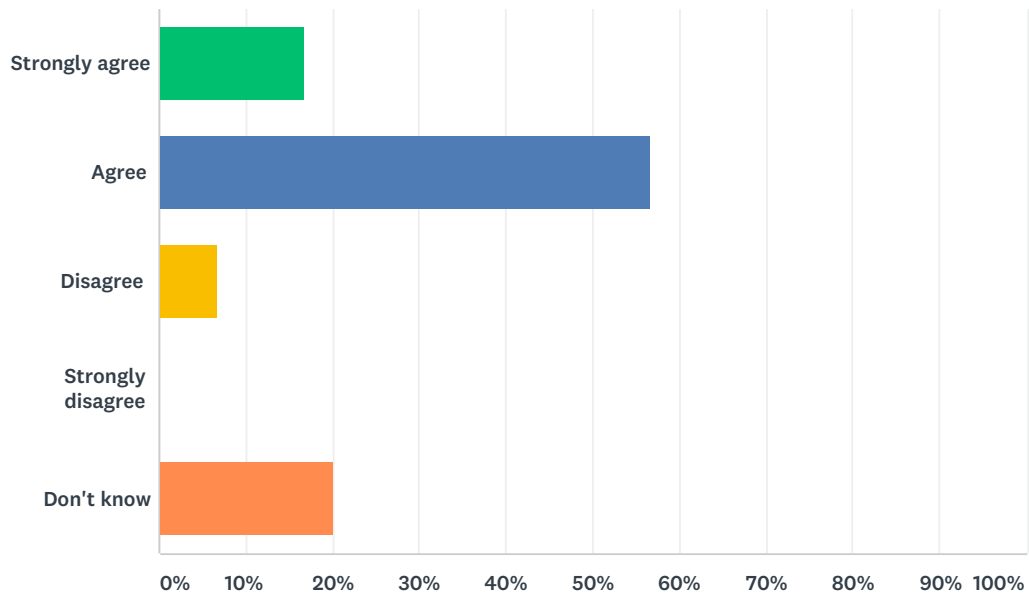
Answered: 89 Skipped: 9



ANSWER CHOICES	RESPONSES	
Strongly agree	31.46%	28
Agree	62.92%	56
Disagree	1.12%	1
Strongly disagree	2.25%	2
Don't know	2.25%	2
<b>TOTAL</b>		<b>89</b>

## Q7 My child has an understanding of First Nations, Métis and Inuit culture and history.

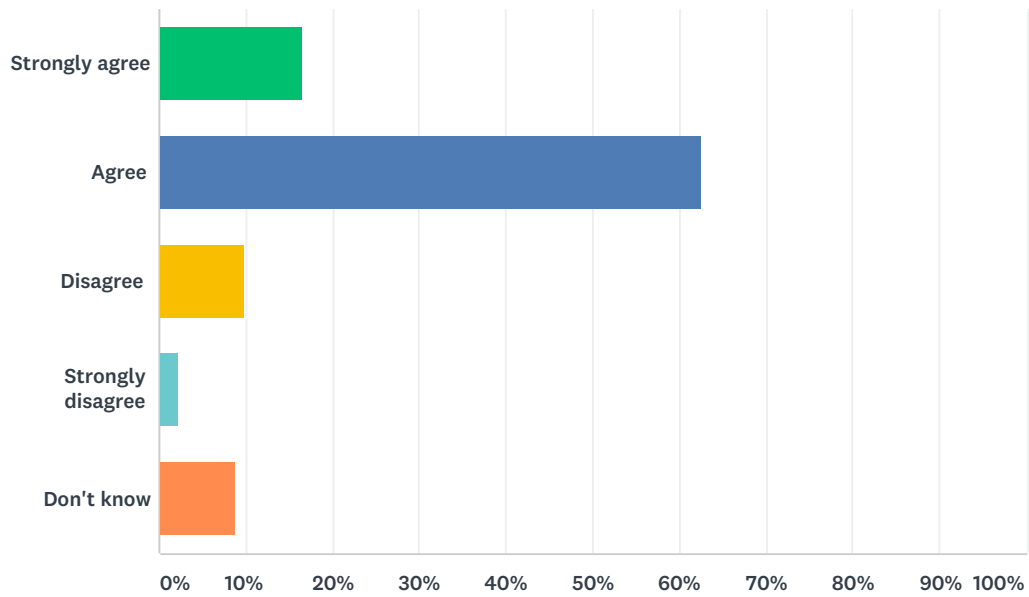
Answered: 90 Skipped: 8



ANSWER CHOICES	RESPONSES	
Strongly agree	16.67%	15
Agree	56.67%	51
Disagree	6.67%	6
Strongly disagree	0.00%	0
Don't know	20.00%	18
<b>TOTAL</b>		<b>90</b>

## Q8 My child is being taught knowledge, skills and attitudes necessary to be successful in life.

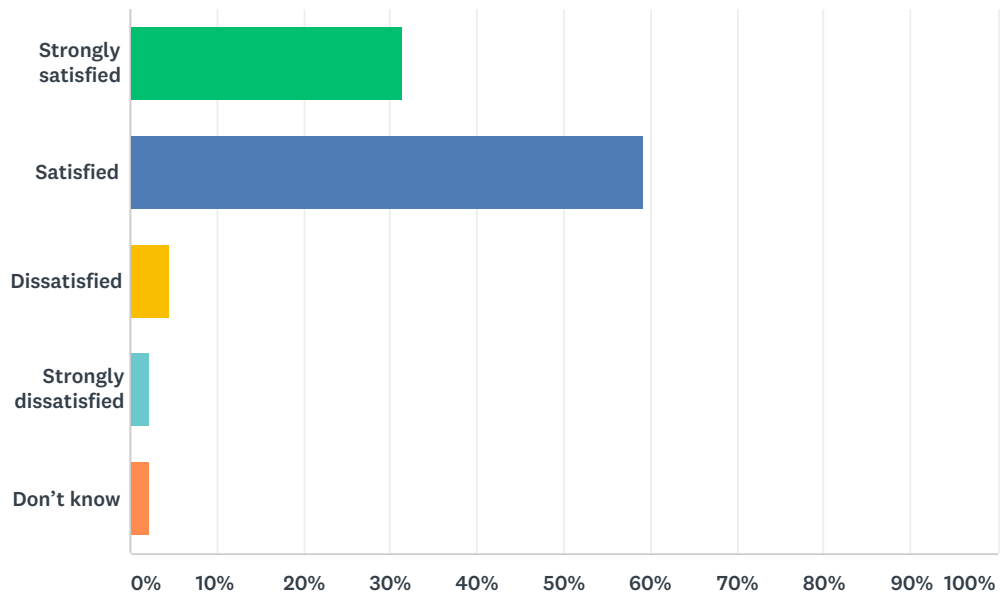
Answered: 91 Skipped: 7



ANSWER CHOICES	RESPONSES	
Strongly agree	16.48%	15
Agree	62.64%	57
Disagree	9.89%	9
Strongly disagree	2.20%	2
Don't know	8.79%	8
<b>TOTAL</b>		<b>91</b>

## Q9 How satisfied are you with the quality of education your child is receiving at his or her school?

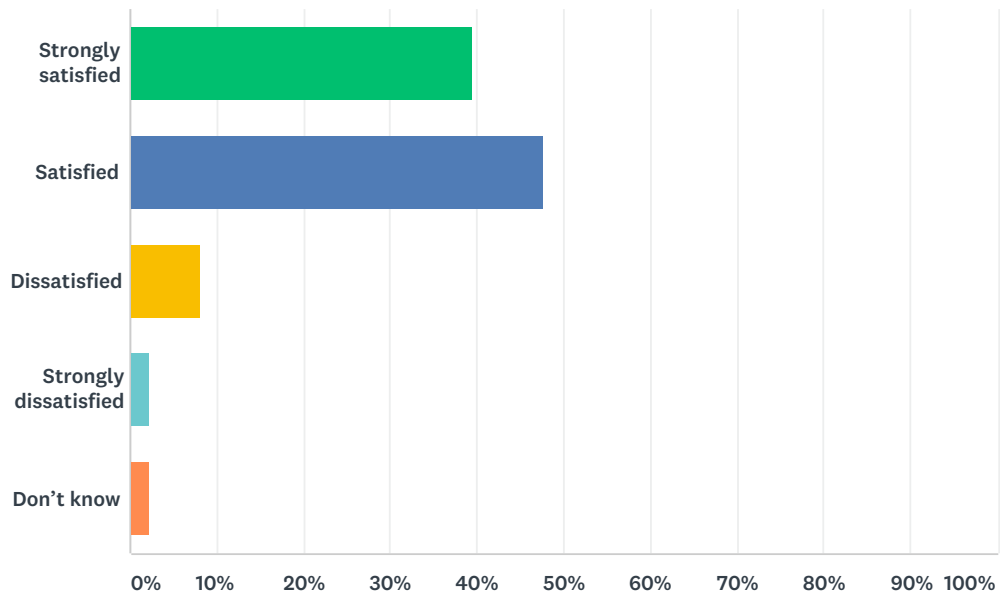
Answered: 86 Skipped: 12



ANSWER CHOICES	RESPONSES	
Strongly satisfied	31.40%	27
Satisfied	59.30%	51
Dissatisfied	4.65%	4
Strongly dissatisfied	2.33%	2
Don't know	2.33%	2
<b>TOTAL</b>		<b>86</b>

## Q10 How satisfied are you with the quality of teaching at your child's school?

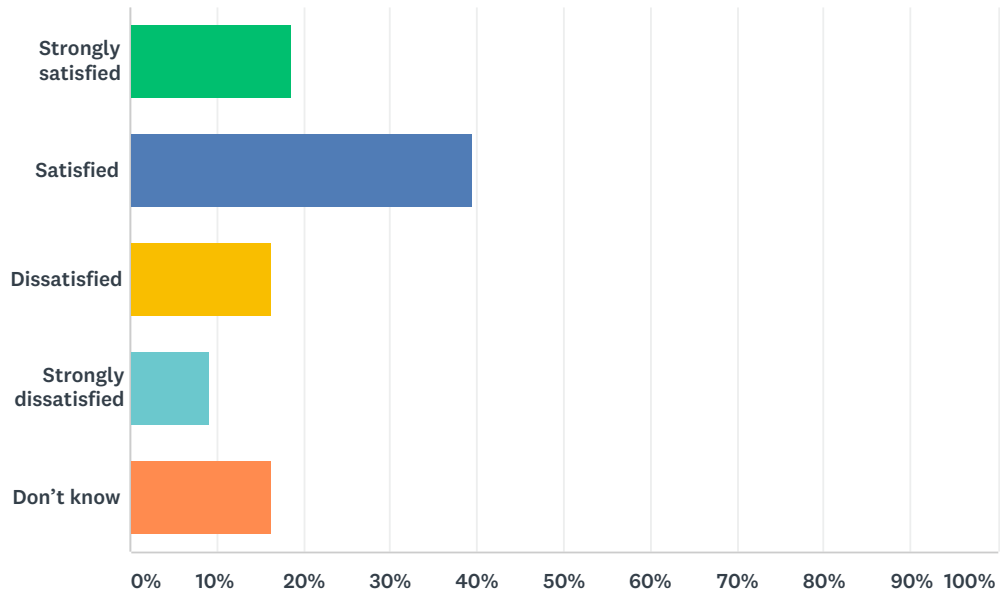
Answered: 86 Skipped: 12



ANSWER CHOICES	RESPONSES	
Strongly satisfied	39.53%	34
Satisfied	47.67%	41
Dissatisfied	8.14%	7
Strongly dissatisfied	2.33%	2
Don't know	2.33%	2
<b>TOTAL</b>		<b>86</b>

## Q11 How satisfied are you with the leadership in your child's school?

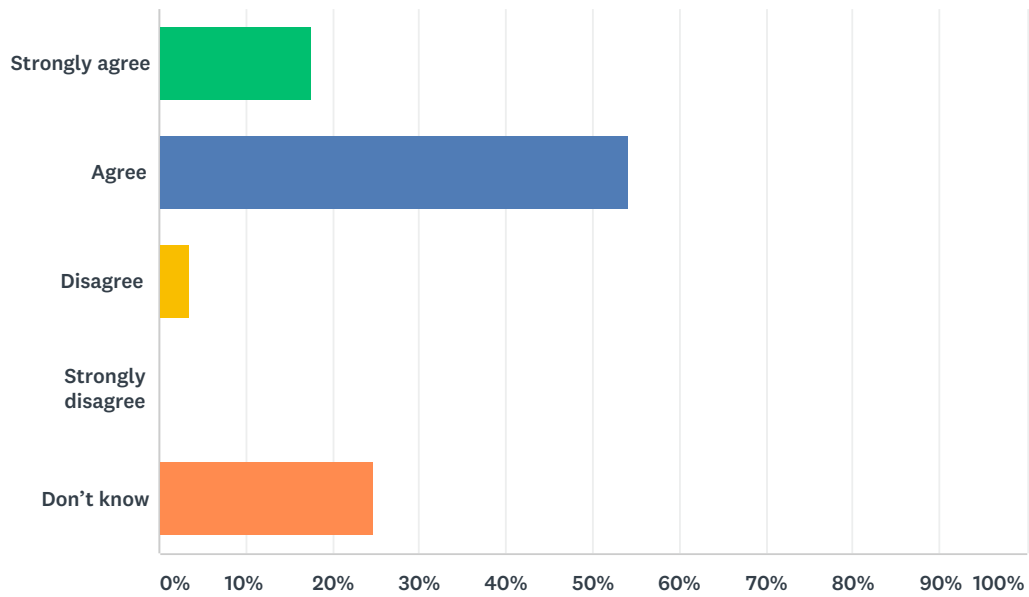
Answered: 86 Skipped: 12



ANSWER CHOICES	RESPONSES	
Strongly satisfied	18.60%	16
Satisfied	39.53%	34
Dissatisfied	16.28%	14
Strongly dissatisfied	9.30%	8
Don't know	16.28%	14
<b>TOTAL</b>		<b>86</b>

## Q12 The rights and responsibilities of citizenship are reinforced in my child's school.

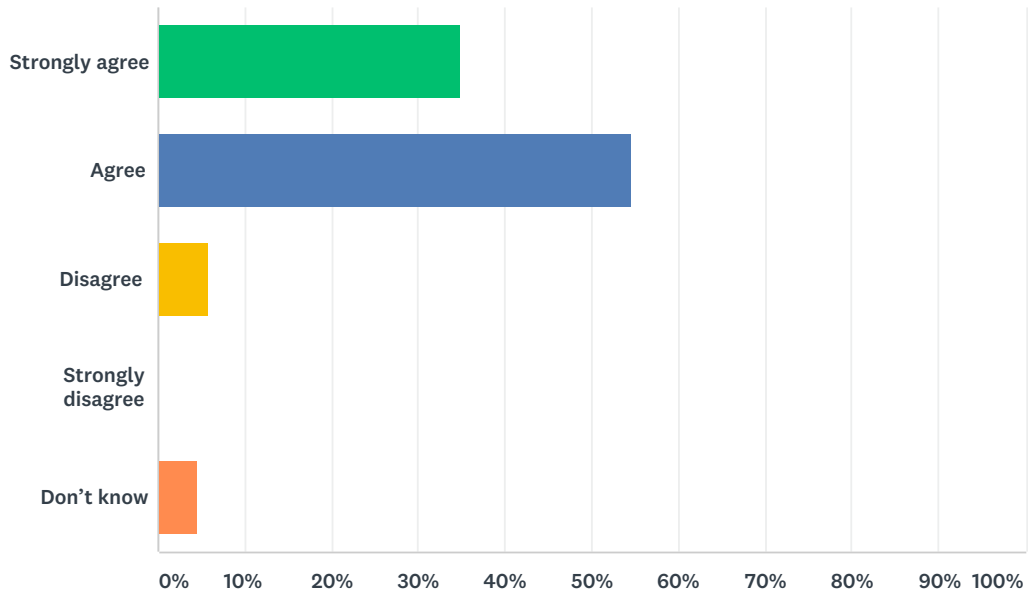
Answered: 85 Skipped: 13



ANSWER CHOICES	RESPONSES	
Strongly agree	17.65%	15
Agree	54.12%	46
Disagree	3.53%	3
Strongly disagree	0.00%	0
Don't know	24.71%	21
<b>TOTAL</b>		<b>85</b>

### Q13 The school staff care about my child.

Answered: 86 Skipped: 12

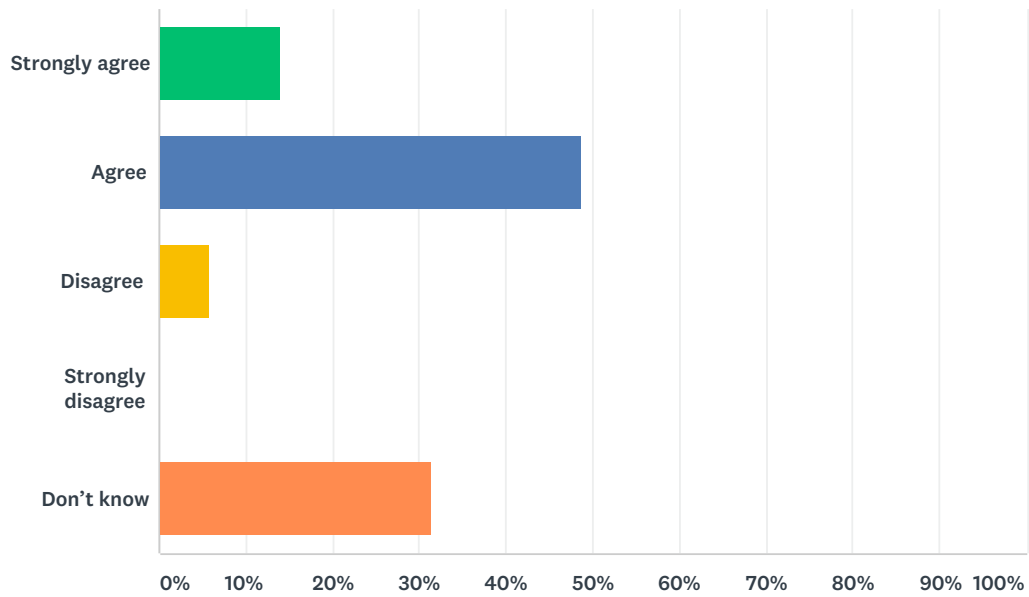


ANSWER CHOICES	RESPONSES	
Strongly agree	34.88%	30
Agree	54.65%	47
Disagree	5.81%	5
Strongly disagree	0.00%	0
Don't know	4.65%	4
<b>TOTAL</b>		<b>86</b>



## Q14 Discipline is handled in a fair and reasonable manner in my child's school.

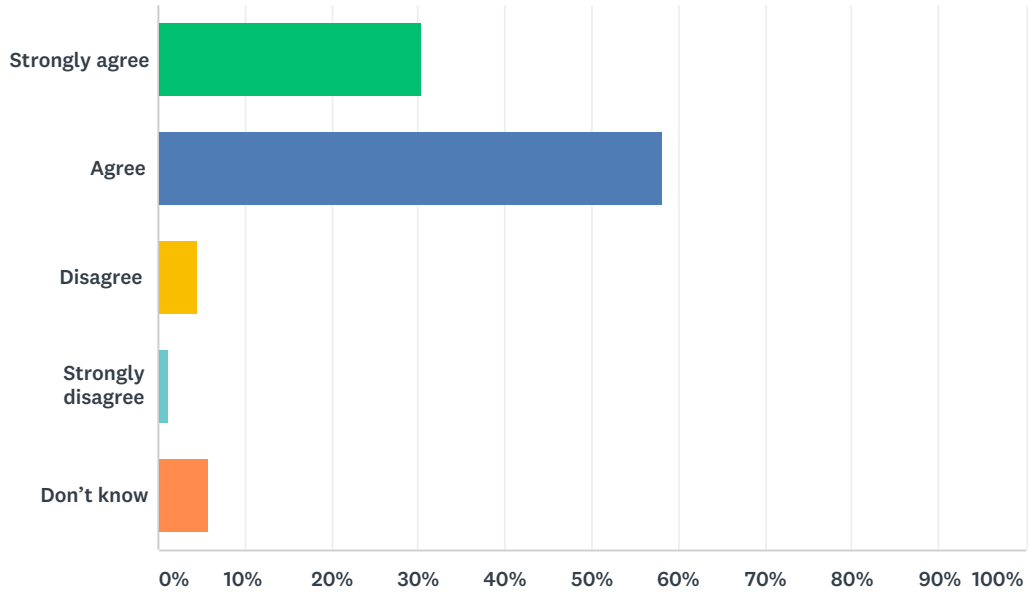
Answered: 86 Skipped: 12



ANSWER CHOICES	RESPONSES	
Strongly agree	13.95%	12
Agree	48.84%	42
Disagree	5.81%	5
Strongly disagree	0.00%	0
Don't know	31.40%	27
<b>TOTAL</b>		<b>86</b>

### Q15 My child's school is safe.

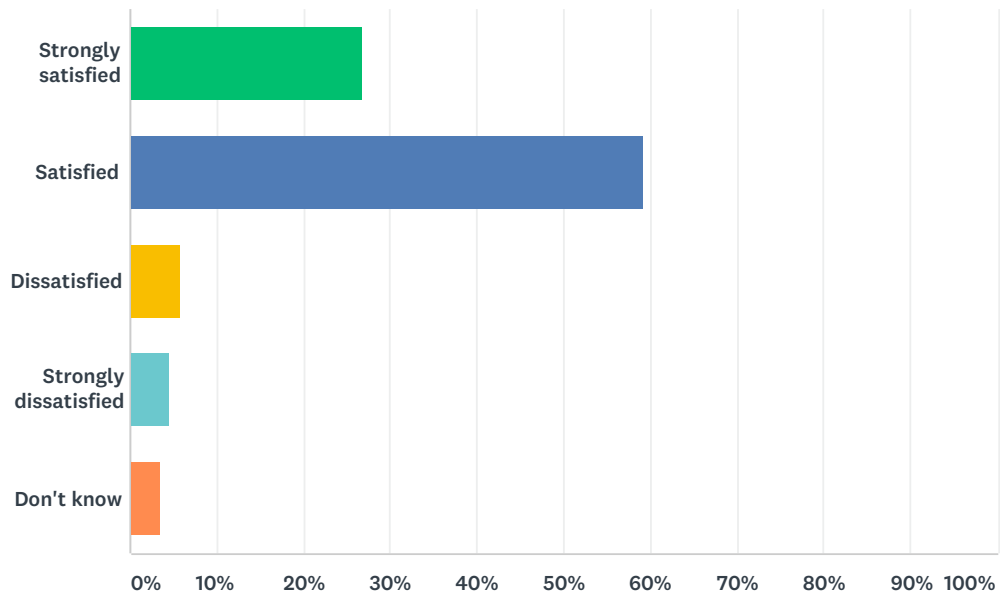
Answered: 86 Skipped: 12



ANSWER CHOICES	RESPONSES	
Strongly agree	30.23%	26
Agree	58.14%	50
Disagree	4.65%	4
Strongly disagree	1.16%	1
Don't know	5.81%	5
<b>TOTAL</b>		<b>86</b>

## Q16 How satisfied are you with the resources available to support your child's learning?

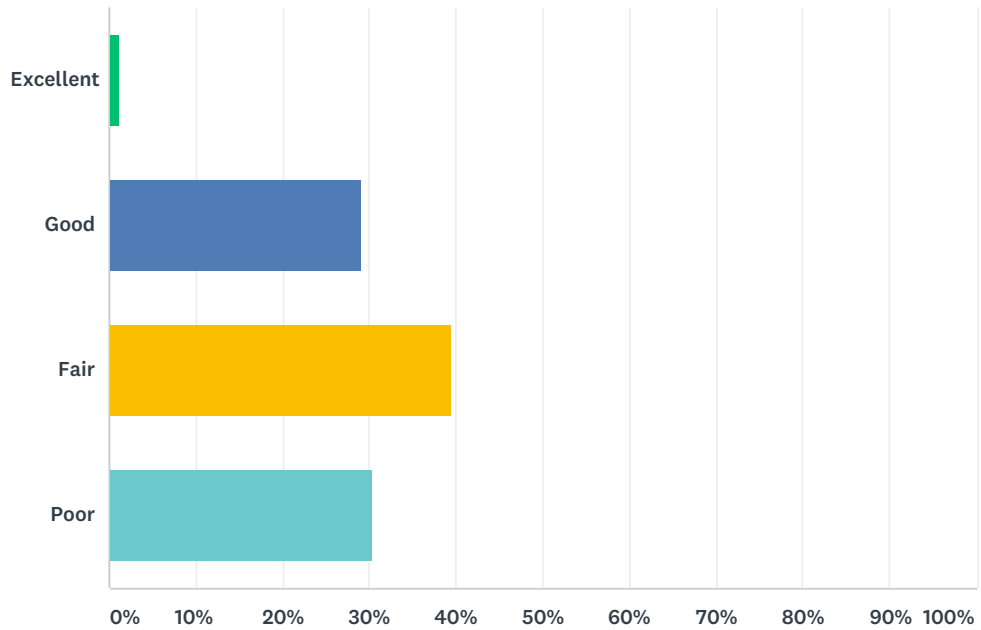
Answered: 86 Skipped: 12



ANSWER CHOICES	RESPONSES	
Strongly satisfied	26.74%	23
Satisfied	59.30%	51
Dissatisfied	5.81%	5
Strongly dissatisfied	4.65%	4
Don't know	3.49%	3
<b>TOTAL</b>		<b>86</b>

### Q17 How would you rate the physical condition of your child's school?

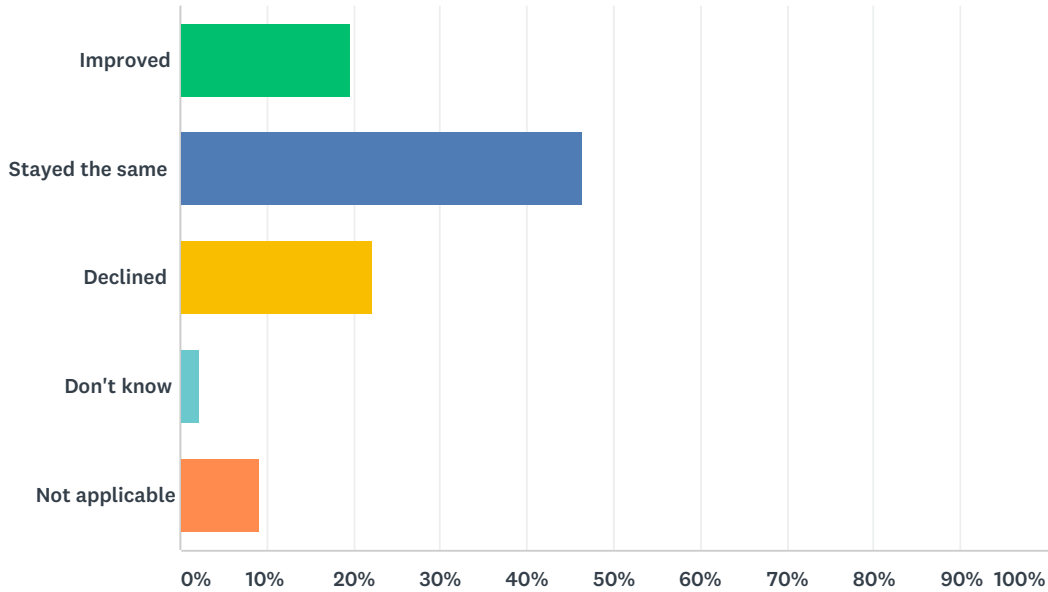
Answered: 86 Skipped: 12



ANSWER CHOICES	RESPONSES	
Excellent	1.16%	1
Good	29.07%	25
Fair	39.53%	34
Poor	30.23%	26
TOTAL		86

### Q18 In your opinion, has the quality of education your child has experienced at school improved, stayed the same or declined in the past three years?

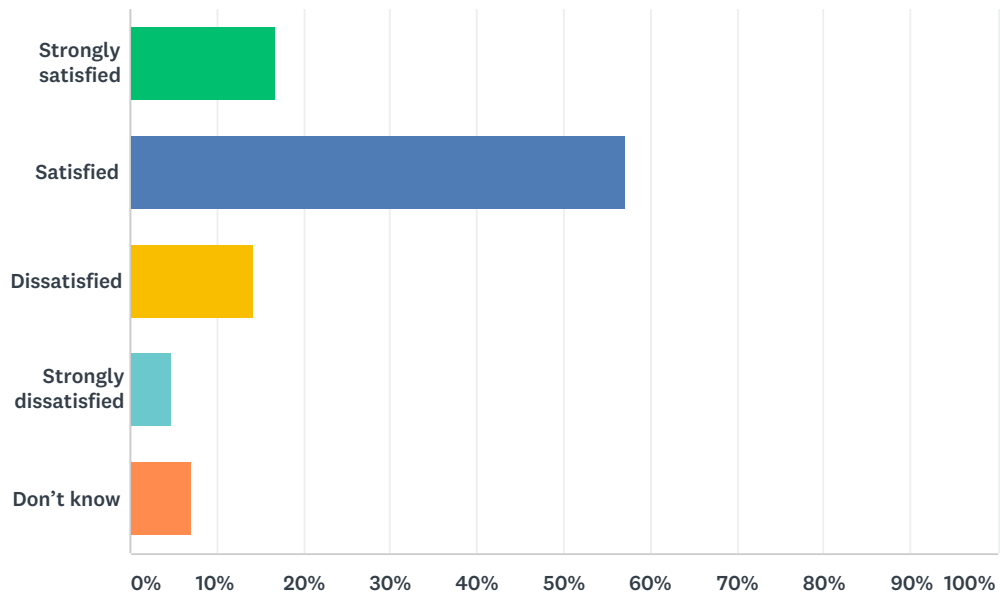
Answered: 86 Skipped: 12



ANSWER CHOICES	RESPONSES	
Improved	19.77%	17
Stayed the same	46.51%	40
Declined	22.09%	19
Don't know	2.33%	2
Not applicable	9.30%	8
<b>TOTAL</b>		<b>86</b>

## Q19 How satisfied are you with the opportunity to be involved in decisions at your child's school?

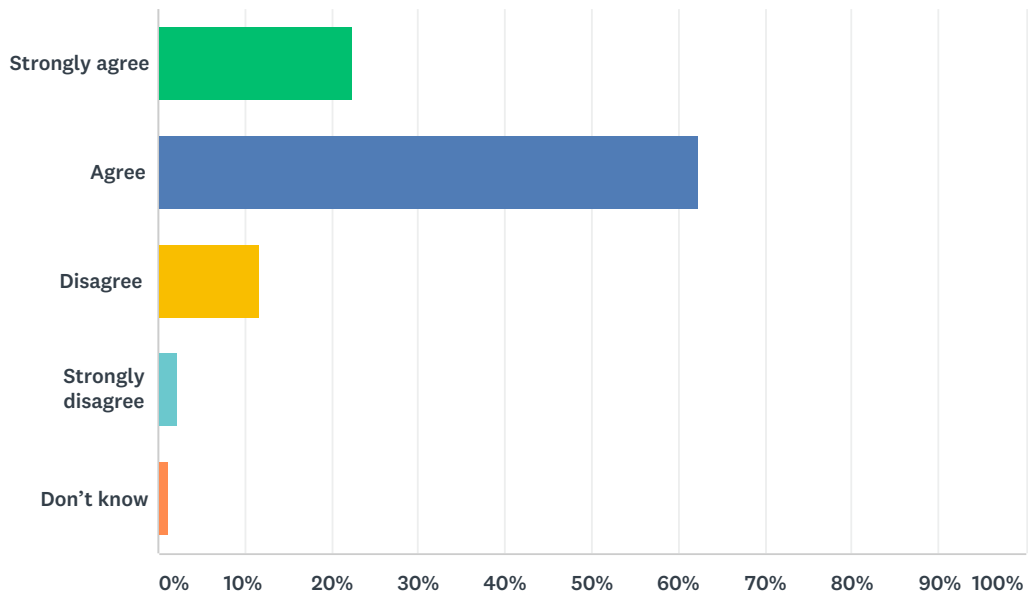
Answered: 84 Skipped: 14



ANSWER CHOICES	RESPONSES	
Strongly satisfied	16.67%	14
Satisfied	57.14%	48
Dissatisfied	14.29%	12
Strongly dissatisfied	4.76%	4
Don't know	7.14%	6
<b>TOTAL</b>		<b>84</b>

## Q20 The school keeps me informed about my child's progress and achievement.

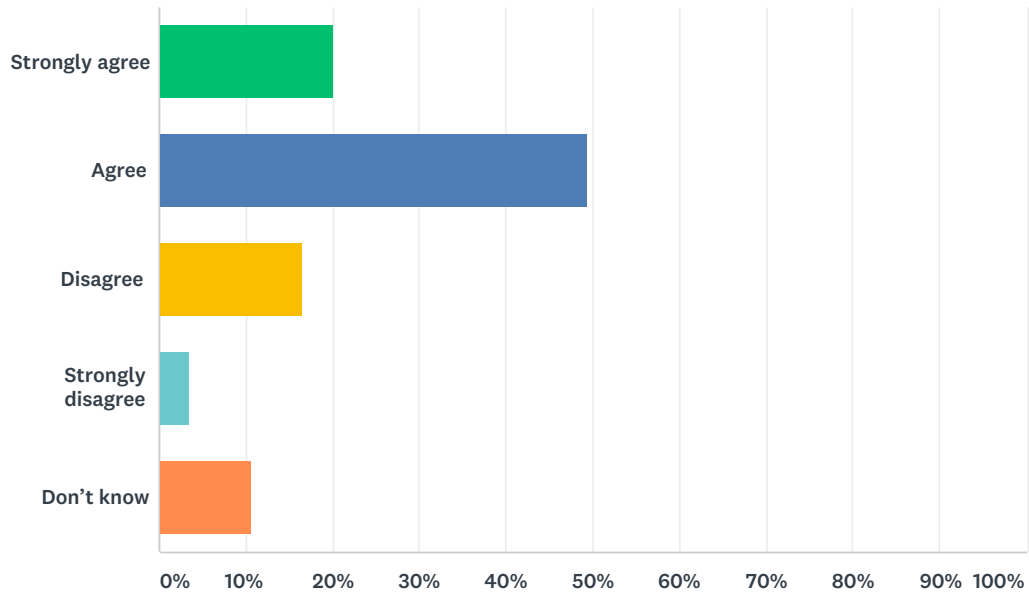
Answered: 85 Skipped: 13



ANSWER CHOICES	RESPONSES	
Strongly agree	22.35%	19
Agree	62.35%	53
Disagree	11.76%	10
Strongly disagree	2.35%	2
Don't know	1.18%	1
<b>TOTAL</b>		<b>85</b>

## Q21 There is open and honest communication within my child's school.

Answered: 85 Skipped: 13

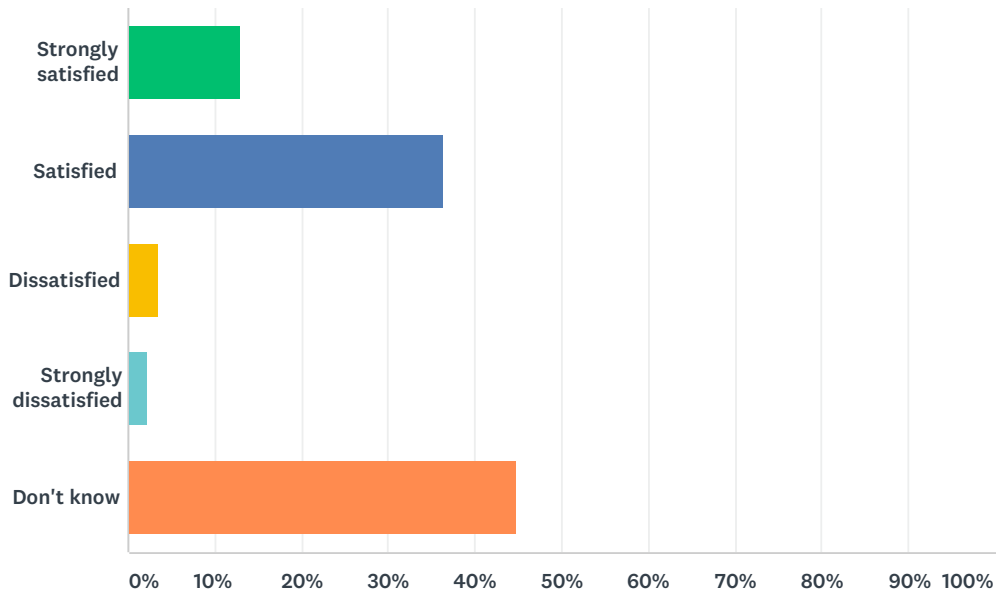


ANSWER CHOICES	RESPONSES	
Strongly agree	20.00%	17
Agree	49.41%	42
Disagree	16.47%	14
Strongly disagree	3.53%	3
Don't know	10.59%	9
<b>TOTAL</b>		<b>85</b>



Q22 How satisfied are you with the community partnerships that may be established at your school? For example: Saffron, KEYS program, Green Certificate, lunch programs, after-school programs, RAP, Tools for School, Scratch Day, Entrepreneurial Adventure, scholarships/grants, etc.

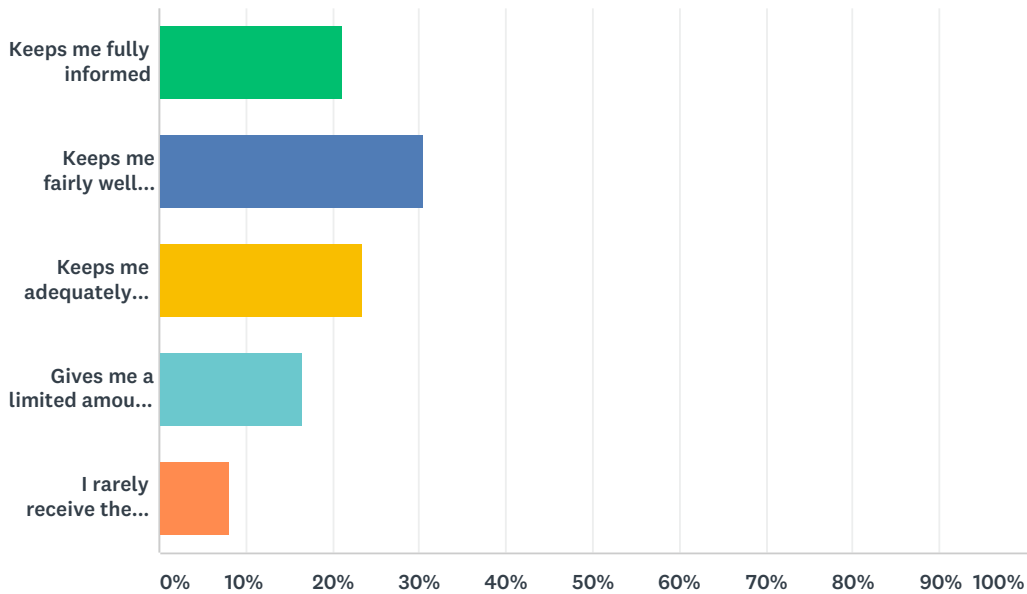
Answered: 85 Skipped: 13



ANSWER CHOICES	RESPONSES	
Strongly satisfied	12.94%	11
Satisfied	36.47%	31
Dissatisfied	3.53%	3
Strongly dissatisfied	2.35%	2
Don't know	44.71%	38
<b>TOTAL</b>		<b>85</b>

Q23 Elk Island Public Schools appreciates the opportunity to stay connected with parents about news, activities, programs and other matters of importance. What is your impression of the communication you receive from your child's school?

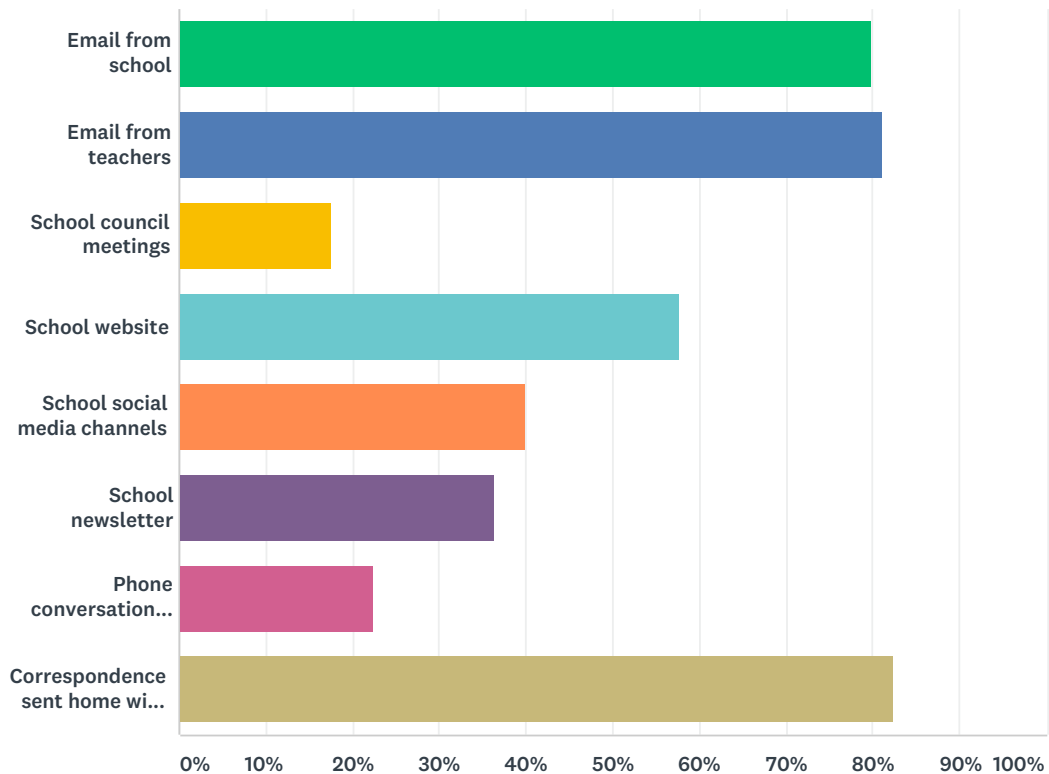
Answered: 85 Skipped: 13



ANSWER CHOICES	RESPONSES	
Keeps me fully informed	21.18%	18
Keeps me fairly well informed	30.59%	26
Keeps me adequately informed	23.53%	20
Gives me a limited amount of information	16.47%	14
I rarely receive the information I need	8.24%	7
<b>TOTAL</b>		<b>85</b>

## Q24 Do you regularly make use of the following to keep up to date on school activities, programs, etc.? Check all that apply.

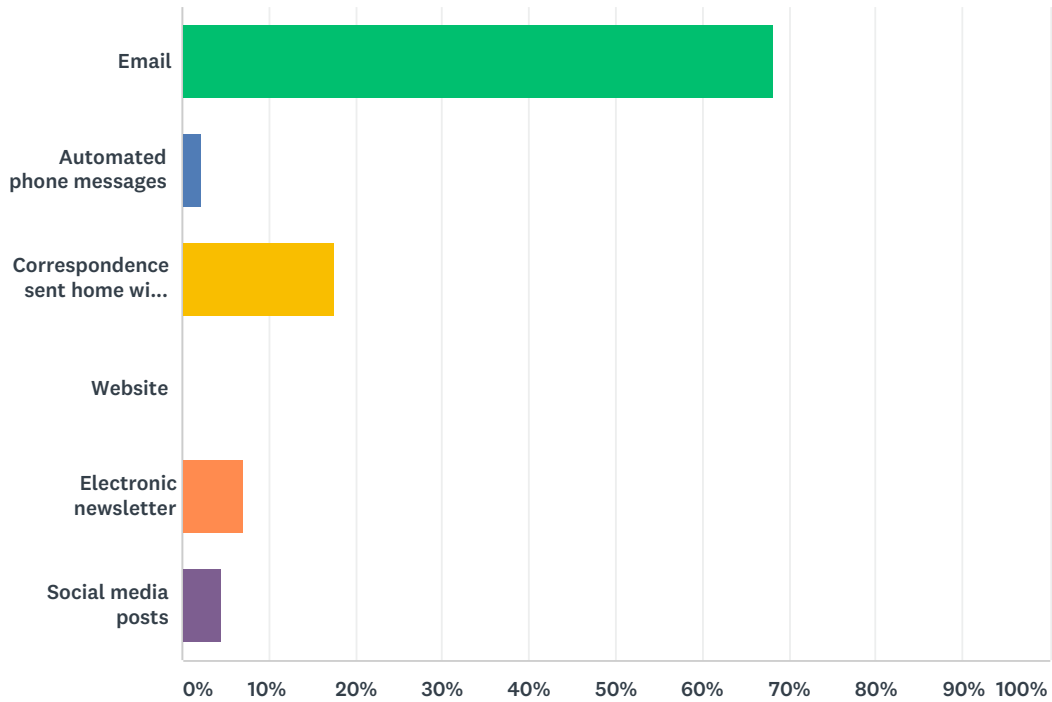
Answered: 85 Skipped: 13



ANSWER CHOICES	RESPONSES	
Email from school	80.00%	68
Email from teachers	81.18%	69
School council meetings	17.65%	15
School website	57.65%	49
School social media channels	40.00%	34
School newsletter	36.47%	31
Phone conversations with the school or teachers	22.35%	19
Correspondence sent home with your child	82.35%	70
Total Respondents: 85		

## Q25 What is your most preferred method of communication from the school and Division?

Answered: 85 Skipped: 13

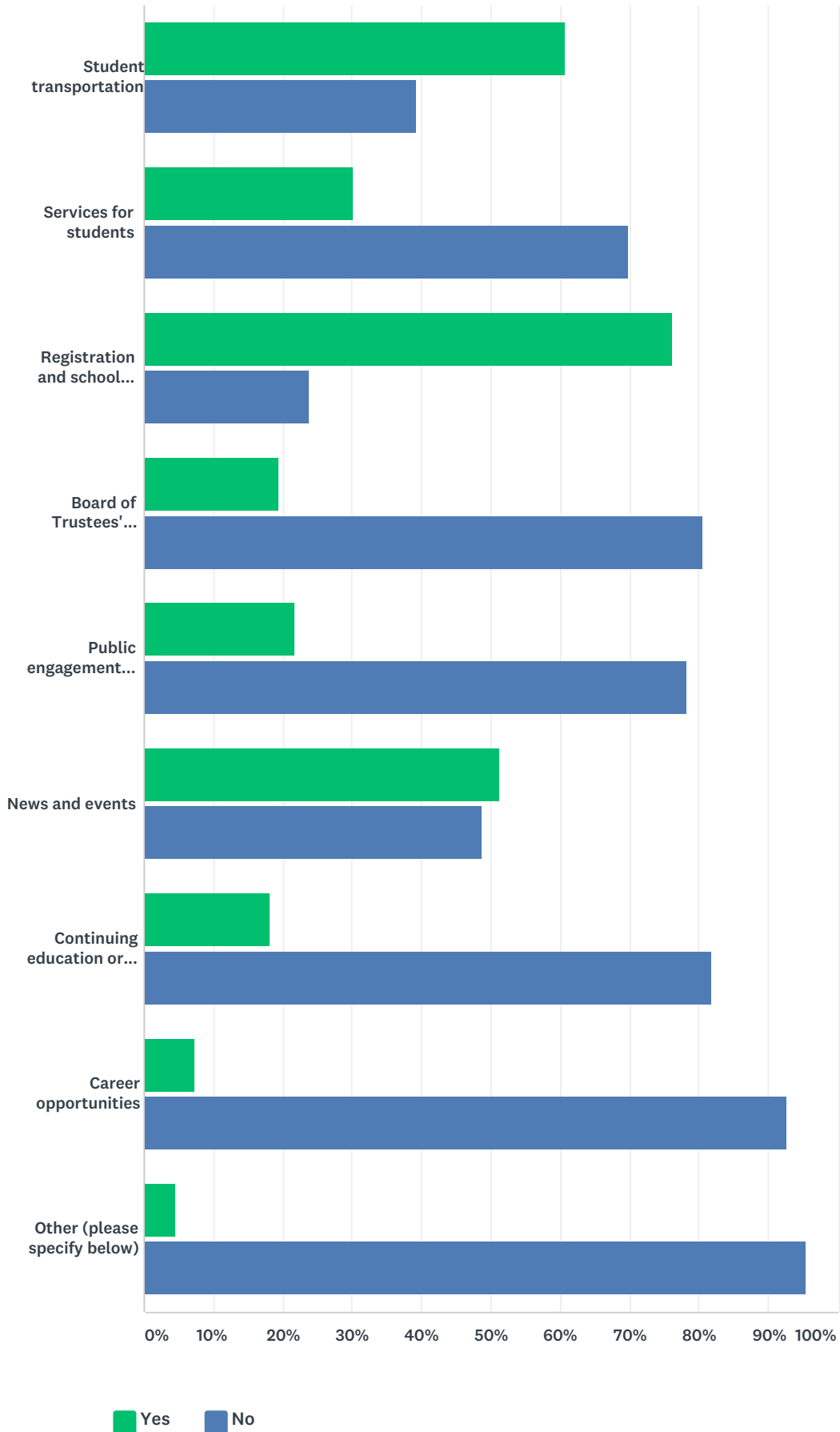


ANSWER CHOICES	RESPONSES	
Email	68.24%	58
Automated phone messages	2.35%	2
Correspondence sent home with your child	17.65%	15
Website	0.00%	0
Electronic newsletter	7.06%	6
Social media posts	4.71%	4
<b>TOTAL</b>		<b>85</b>

Q26 Do you visit the Division website ([www.eips.ca](http://www.eips.ca)) for information on:

Answered: 84 Skipped: 14

### EIPS Parent Survey 2018-19



Yes No

YES	NO	TOTAL	WEIGHTED AVERAGE
-----	----	-------	------------------

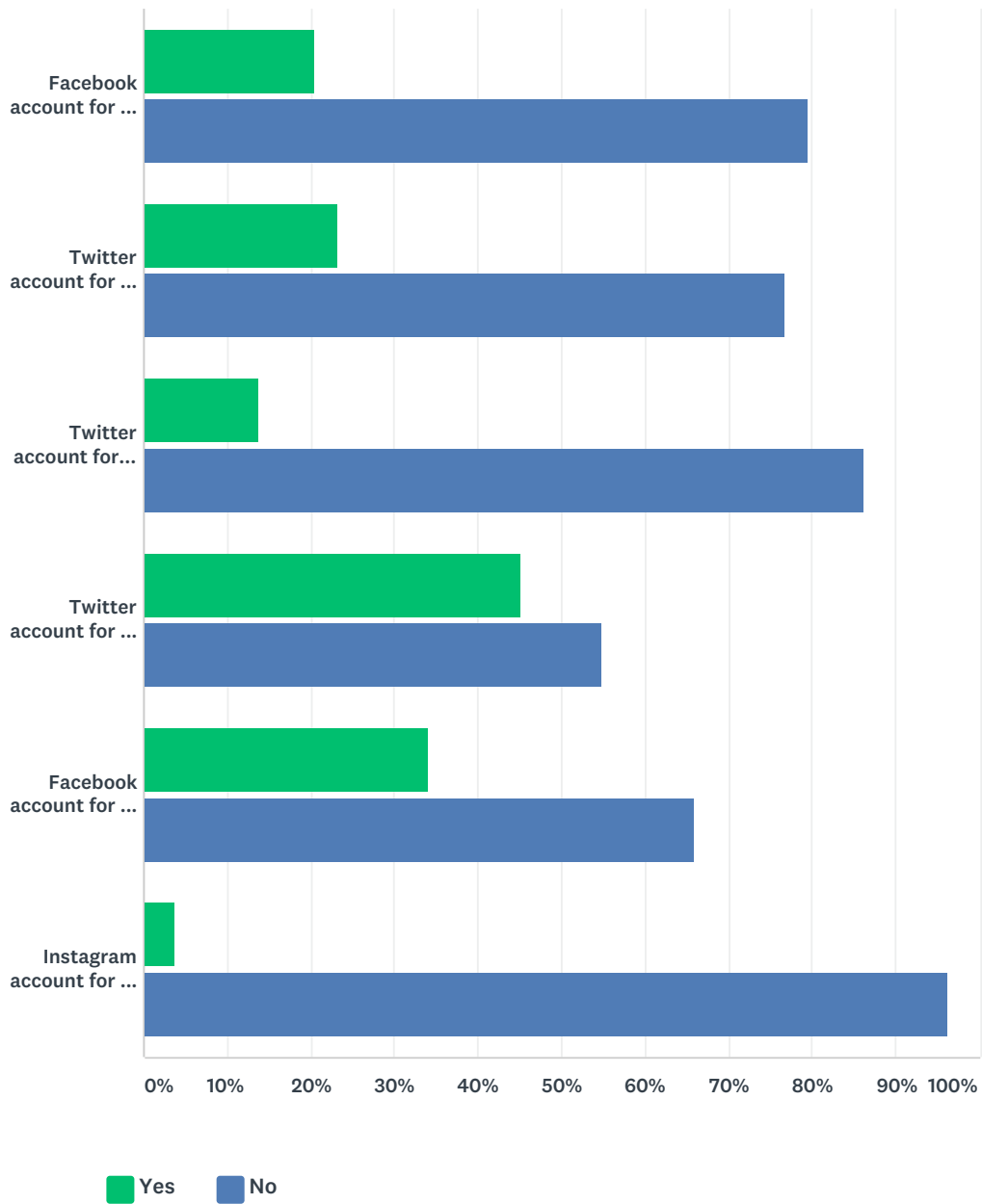
## EIPS Parent Survey 2018-19

Student transportation	60.71% 51	39.29% 33	84	1.61
Services for students	30.12% 25	69.88% 58	83	1.30
Registration and school boundaries	76.19% 64	23.81% 20	84	1.76
Board of Trustees' meetings	19.51% 16	80.49% 66	82	1.20
Public engagement initiatives	21.69% 18	78.31% 65	83	1.22
News and events	51.22% 42	48.78% 40	82	1.51
Continuing education or summer courses	18.29% 15	81.71% 67	82	1.18
Career opportunities	7.32% 6	92.68% 76	82	1.07
Other (please specify below)	4.62% 3	95.38% 62	65	1.05

#	OTHER:	DATE
1	[REDACTED]	3/15/2019 8:40 AM
2	Calendar	3/12/2019 6:02 PM
3	[REDACTED]	3/12/2019 6:38 AM
4	[REDACTED]	3/11/2019 11:39 PM
5	[REDACTED]	3/11/2019 8:32 PM
6	[REDACTED]	3/11/2019 2:39 PM

## Q27 The Division and schools often share news and information on social media. Do you follow:

Answered: 84 Skipped: 14



	YES	NO	TOTAL	WEIGHTED AVERAGE
Facebook account for the Division (Facebook.com/ElkIslandPublicSchools)	20.48% 17	79.52% 66	83	1.20
Twitter account for the Division (@eips)	23.17% 19	76.83% 63	82	1.23
Twitter account for EIPS Student Transportation (@eipsST)	13.75% 11	86.25% 69	80	1.14
Twitter account for my child's school	45.12% 37	54.88% 45	82	1.45



## EIPS Parent Survey 2018-19

---

Facebook account for my child's school, if applicable	34.18%	65.82%		
	27	52	79	1.34
<hr/>				
Instagram account for my child's school, if applicable	3.85%	96.15%		
	3	75	78	1.04