


# Q1 Please indicate the school your child attends.

Answered: 106 Skipped: 0

A.L. Horton Elementary										
Andrew School										
Ardrossan Elementary										
Ardrossan Junior Senio...										
Bev Facey Community High										
Brentwood Elementary										
Bruderheim School										
Clover Bar Junior High										
École Campbelltown										
École Parc Élémentaire										
F.R. Haythorne Junior High										
Fort Saskatchewan...										
Fort Saskatchewan...										
Fort Saskatchewan...										
Fultonvale Elementary...										
Glen Allan Elementary										
James Mowat Elementary										
Lakeland Ridge										
Lamont Elementary										

# EIPS Parent Survey 2017-18



ANSWER CHOICES	RESPONSES
A.L. Horton Elementary	0.00% 0

## EIPS Parent Survey 2017-18

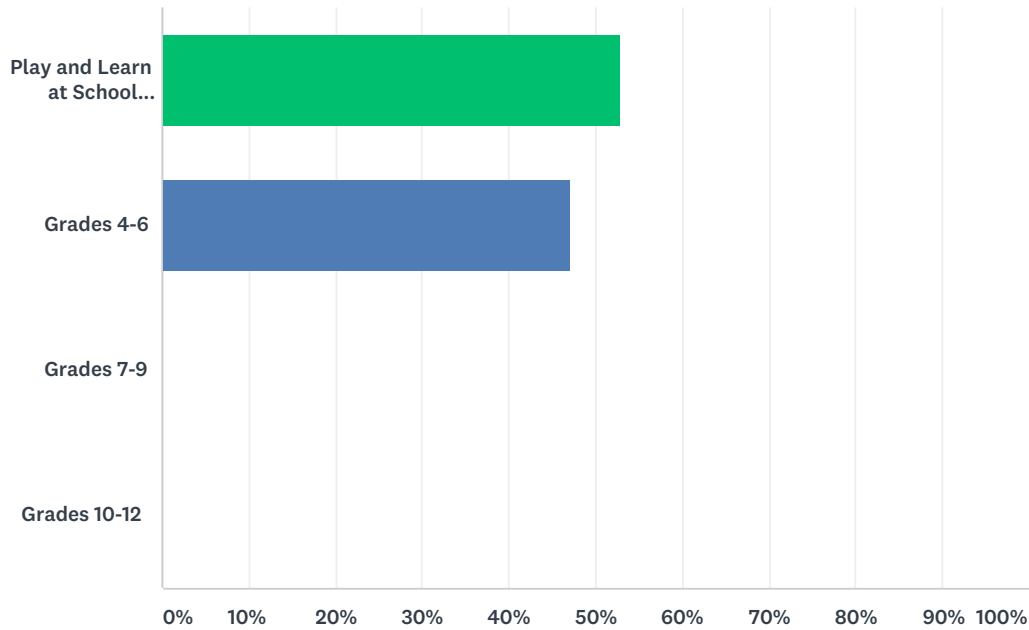
Andrew School	0.00%	0
Ardrossan Elementary	0.00%	0
Ardrossan Junior Senior High	0.00%	0
Bev Facey Community High	0.00%	0
Brentwood Elementary	0.00%	0
Bruderheim School	0.00%	0
Clover Bar Junior High	0.00%	0
École Campbelltown	0.00%	0
École Parc Élémentaire	0.00%	0
F.R. Haythorne Junior High	0.00%	0
Fort Saskatchewan Christian	0.00%	0
Fort Saskatchewan Elementary	0.00%	0
Fort Saskatchewan Senior High	0.00%	0
Fultonvale Elementary Junior High	0.00%	0
Glen Allan Elementary	0.00%	0
James Mowat Elementary	0.00%	0
Lakeland Ridge	0.00%	0
Lamont Elementary	0.00%	0
Lamont High	0.00%	0
Mills Haven Elementary	0.00%	0
Mundare School	0.00%	0
Next Step/Outreach	0.00%	0
Pine Street Elementary	0.00%	0
Rudolph Hennig Junior High	0.00%	0
Salisbury Composite High	0.00%	0
Sherwood Heights Junior High	0.00%	0
SouthPointe School	0.00%	0
Strathcona Christian Academy Elementary	0.00%	0
Strathcona Christian Academy Secondary	0.00%	0
Uncas Elementary	0.00%	0
Vegreville Composite High	0.00%	0
Wes Hosford Elementary	0.00%	0
Westboro Elementary	0.00%	0
Win Ferguson Elementary	0.00%	0

## EIPS Parent Survey 2017-18

Woodbridge Farms Elementary	0.00%	0
Wye Elementary	100.00%	106
TOTAL		106

## Q2 Please indicate your child's grade.

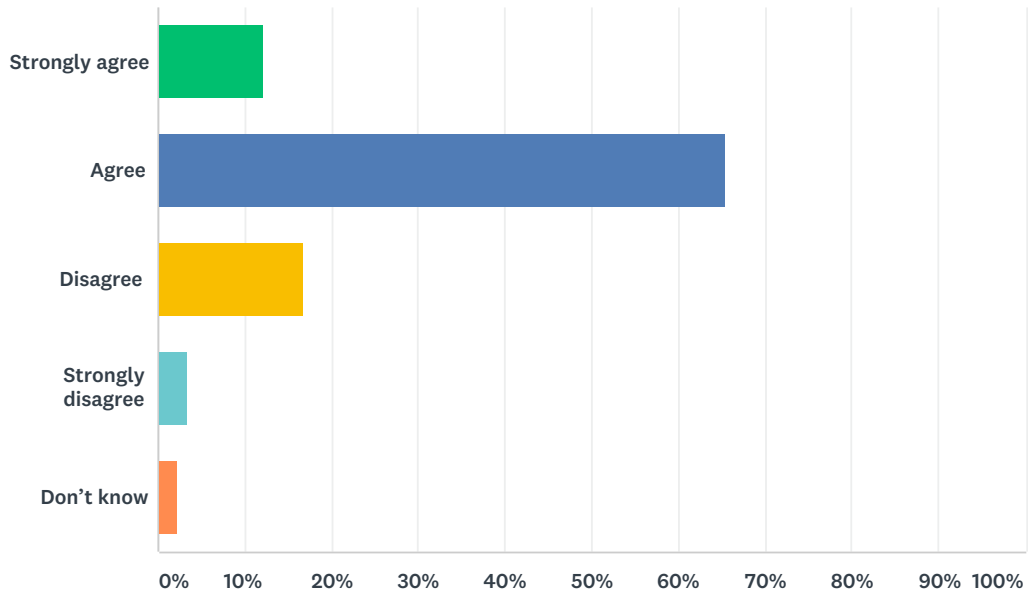
Answered: 106 Skipped: 0



ANSWER CHOICES	RESPONSES	
Play and Learn at School (PALS) Kindergarten Grades 1-3	52.83%	56
Grades 4-6	47.17%	50
Grades 7-9	0.00%	0
Grades 10-12	0.00%	0
<b>TOTAL</b>		<b>106</b>

### Q3 My child's individual needs are met.

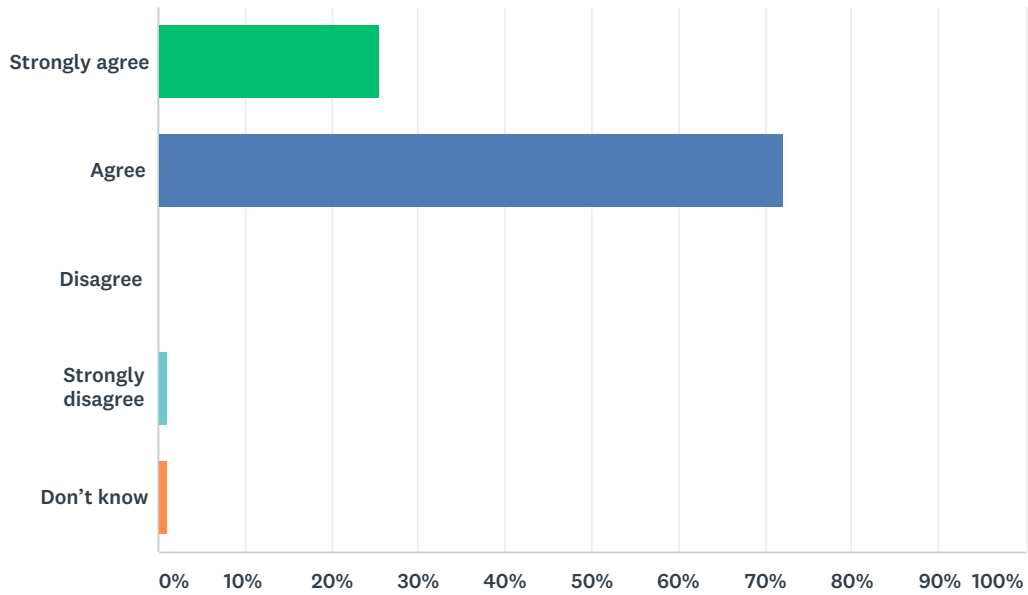
Answered: 90 Skipped: 16



ANSWER CHOICES	RESPONSES	
Strongly agree	12.22%	11
Agree	65.56%	59
Disagree	16.67%	15
Strongly disagree	3.33%	3
Don't know	2.22%	2
<b>TOTAL</b>		<b>90</b>

### Q4 My child is encouraged at school to do his or her best.

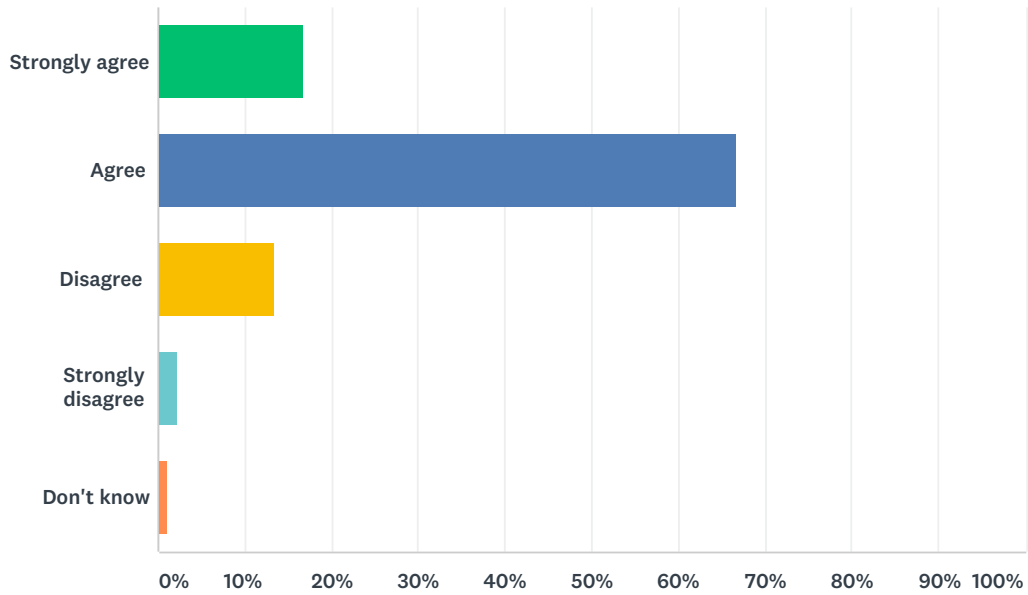
Answered: 90 Skipped: 16



ANSWER CHOICES	RESPONSES	
Strongly agree	25.56%	23
Agree	72.22%	65
Disagree	0.00%	0
Strongly disagree	1.11%	1
Don't know	1.11%	1
<b>TOTAL</b>		<b>90</b>

### Q5 My child is demonstrating growth in literacy.

Answered: 90 Skipped: 16

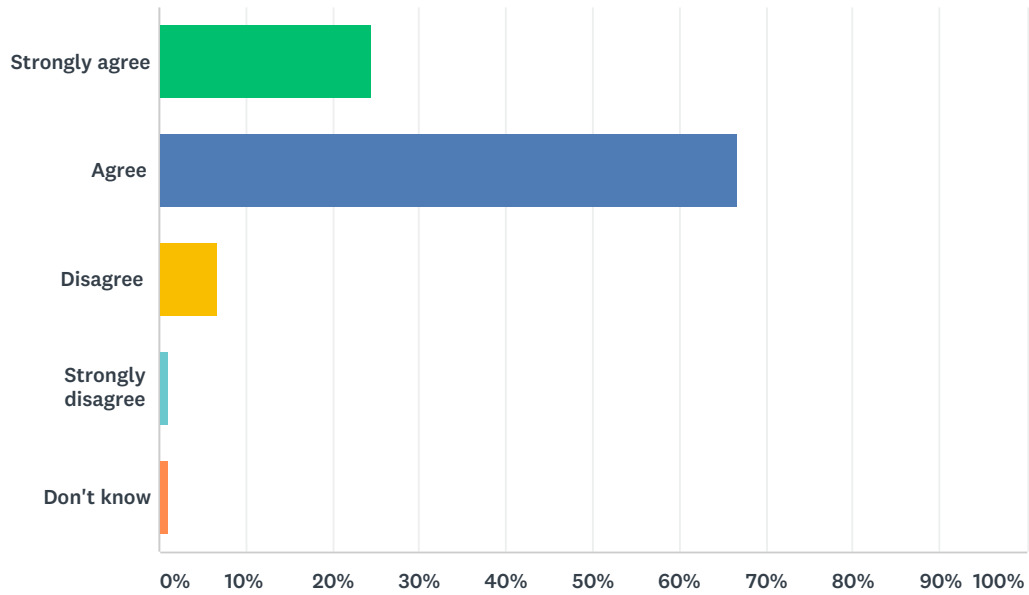


ANSWER CHOICES	RESPONSES	
Strongly agree	16.67%	15
Agree	66.67%	60
Disagree	13.33%	12
Strongly disagree	2.22%	2
Don't know	1.11%	1
<b>TOTAL</b>		<b>90</b>



## Q6 My child is demonstrating growth in numeracy.

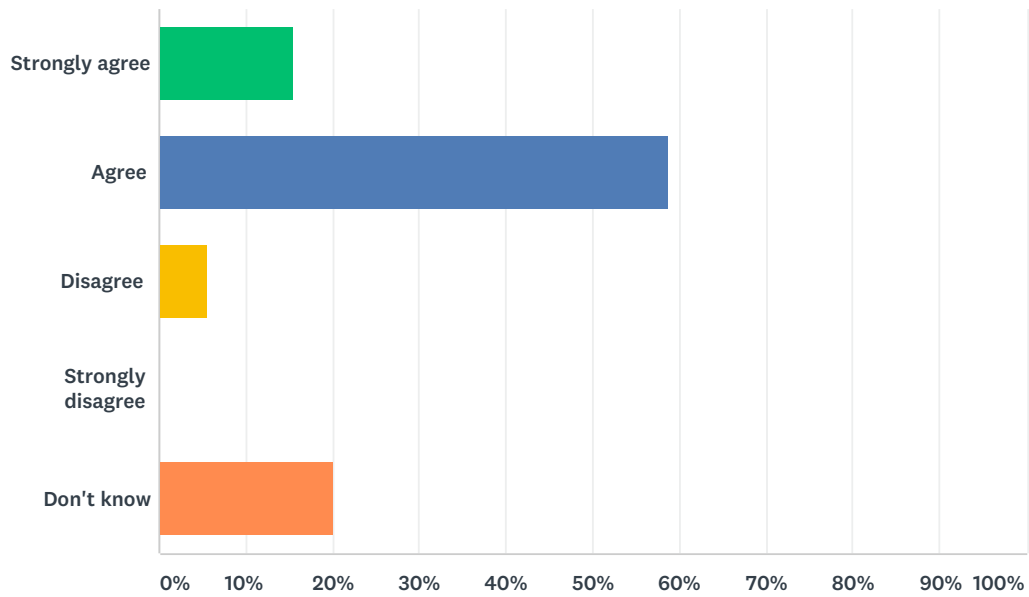
Answered: 90 Skipped: 16



ANSWER CHOICES	RESPONSES	
Strongly agree	24.44%	22
Agree	66.67%	60
Disagree	6.67%	6
Strongly disagree	1.11%	1
Don't know	1.11%	1
<b>TOTAL</b>		<b>90</b>

## Q7 My child has an understanding of First Nations, Métis and Inuit culture and history.

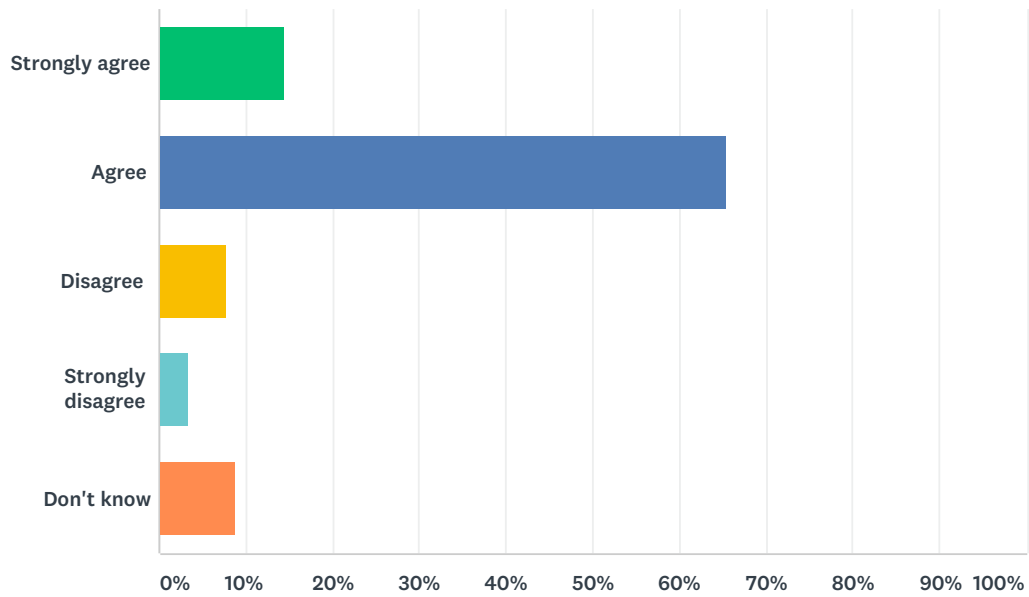
Answered: 90 Skipped: 16



ANSWER CHOICES	RESPONSES	
Strongly agree	15.56%	14
Agree	58.89%	53
Disagree	5.56%	5
Strongly disagree	0.00%	0
Don't know	20.00%	18
<b>TOTAL</b>		<b>90</b>

## Q8 My child is being taught knowledge, skills and attitudes necessary to be successful in life.

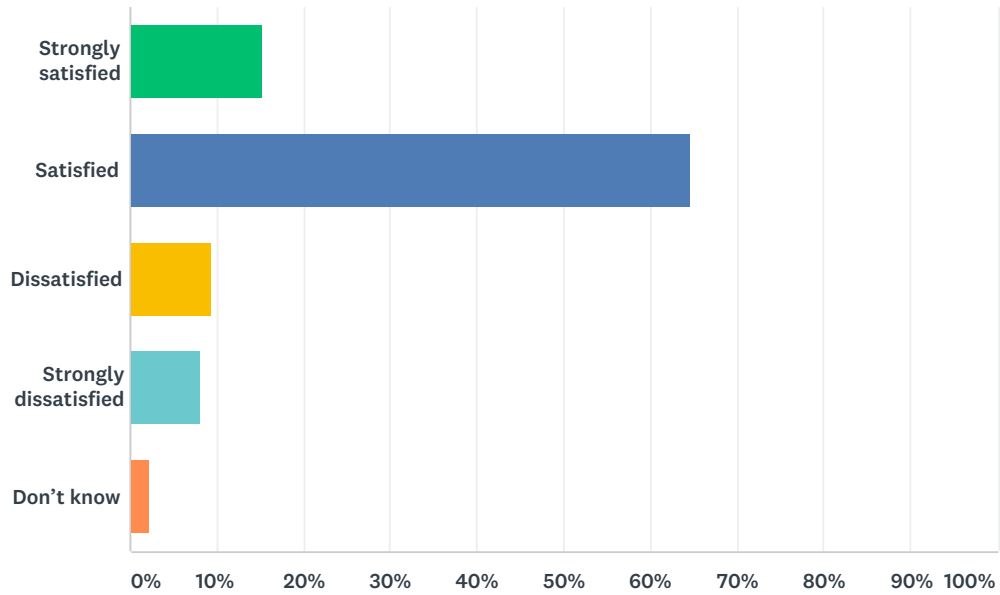
Answered: 90 Skipped: 16



ANSWER CHOICES	RESPONSES	
Strongly agree	14.44%	13
Agree	65.56%	59
Disagree	7.78%	7
Strongly disagree	3.33%	3
Don't know	8.89%	8
<b>TOTAL</b>		<b>90</b>

## Q9 How satisfied are you with the quality of education your child is receiving at his or her school?

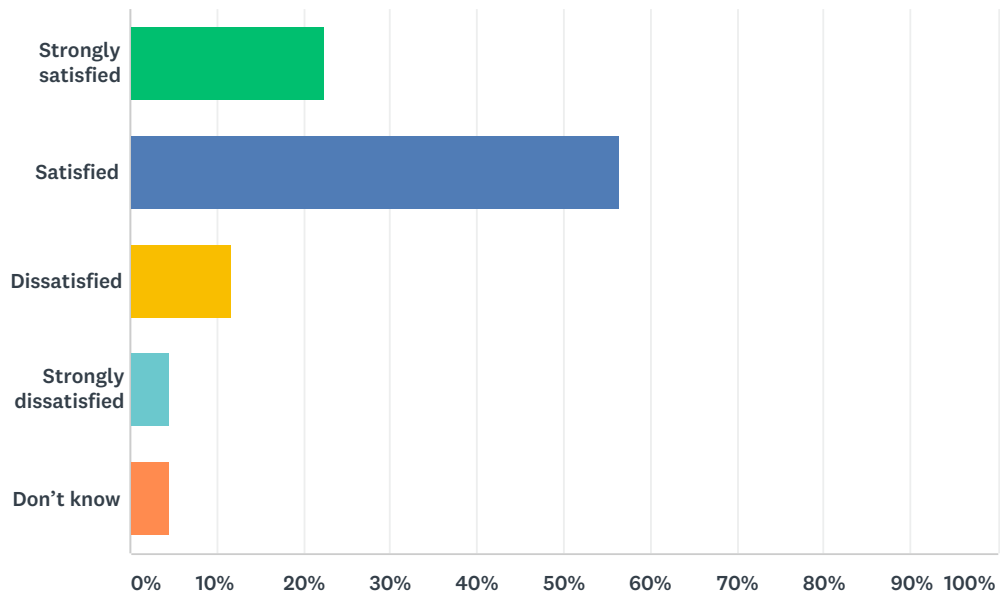
Answered: 85 Skipped: 21



ANSWER CHOICES	RESPONSES	
Strongly satisfied	15.29%	13
Satisfied	64.71%	55
Dissatisfied	9.41%	8
Strongly dissatisfied	8.24%	7
Don't know	2.35%	2
<b>TOTAL</b>		<b>85</b>

## Q10 How satisfied are you with the quality of teaching at your child's school?

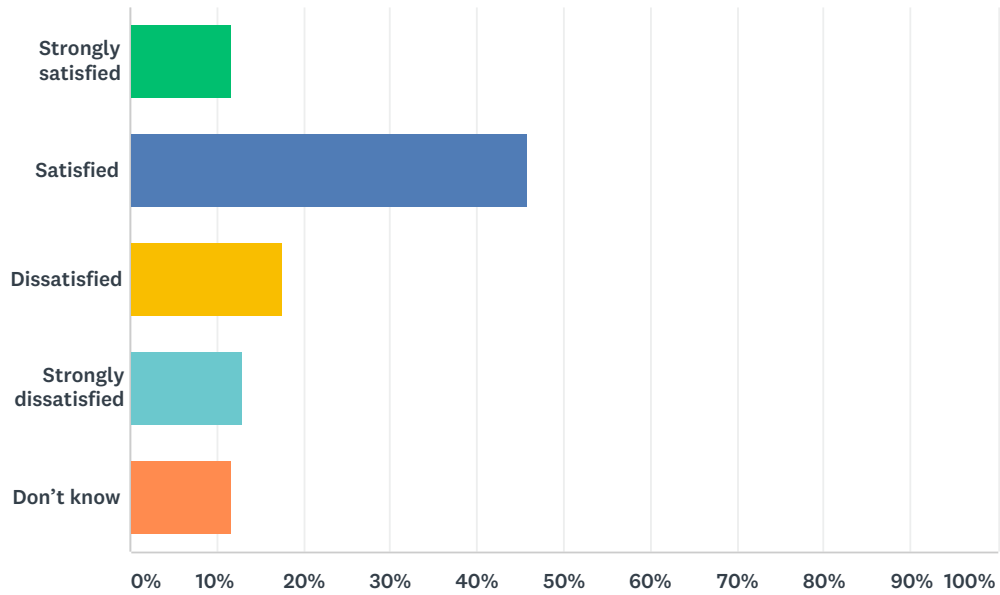
Answered: 85 Skipped: 21



ANSWER CHOICES	RESPONSES	
Strongly satisfied	22.35%	19
Satisfied	56.47%	48
Dissatisfied	11.76%	10
Strongly dissatisfied	4.71%	4
Don't know	4.71%	4
<b>TOTAL</b>		<b>85</b>

## Q11 How satisfied are you with the leadership in your child's school?

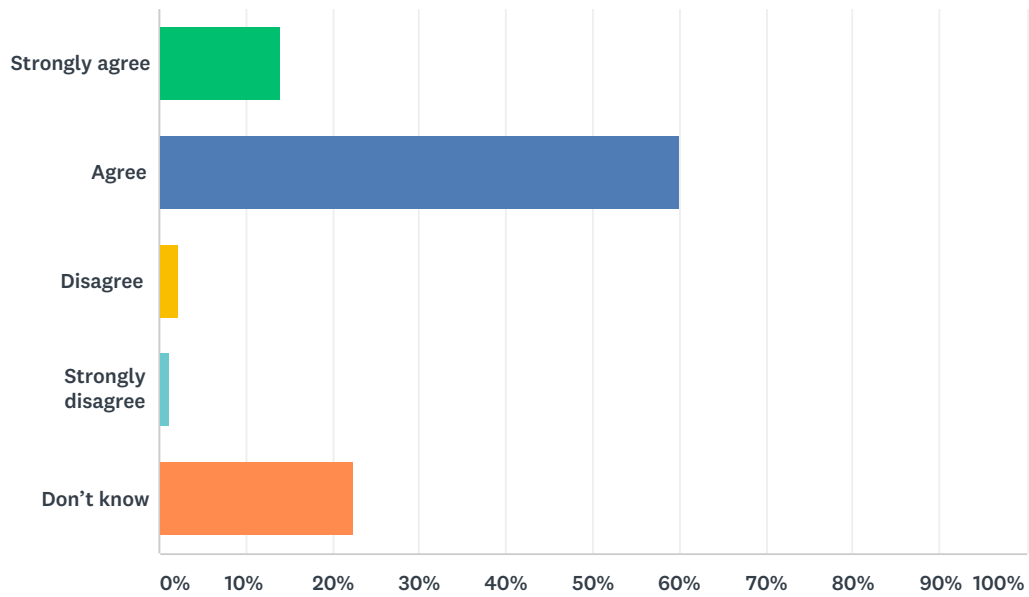
Answered: 85 Skipped: 21



ANSWER CHOICES	RESPONSES	
Strongly satisfied	11.76%	10
Satisfied	45.88%	39
Dissatisfied	17.65%	15
Strongly dissatisfied	12.94%	11
Don't know	11.76%	10
<b>TOTAL</b>		<b>85</b>

## Q12 The rights and responsibilities of citizenship are reinforced in my child's school.

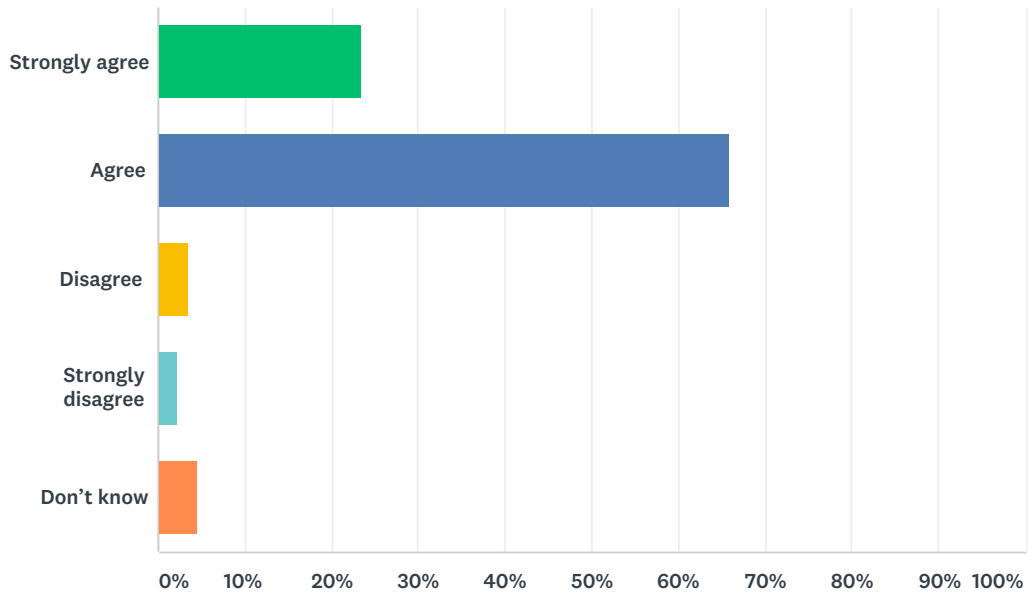
Answered: 85 Skipped: 21



ANSWER CHOICES	RESPONSES	
Strongly agree	14.12%	12
Agree	60.00%	51
Disagree	2.35%	2
Strongly disagree	1.18%	1
Don't know	22.35%	19
<b>TOTAL</b>		<b>85</b>

### Q13 The school staff care about my child.

Answered: 85 Skipped: 21

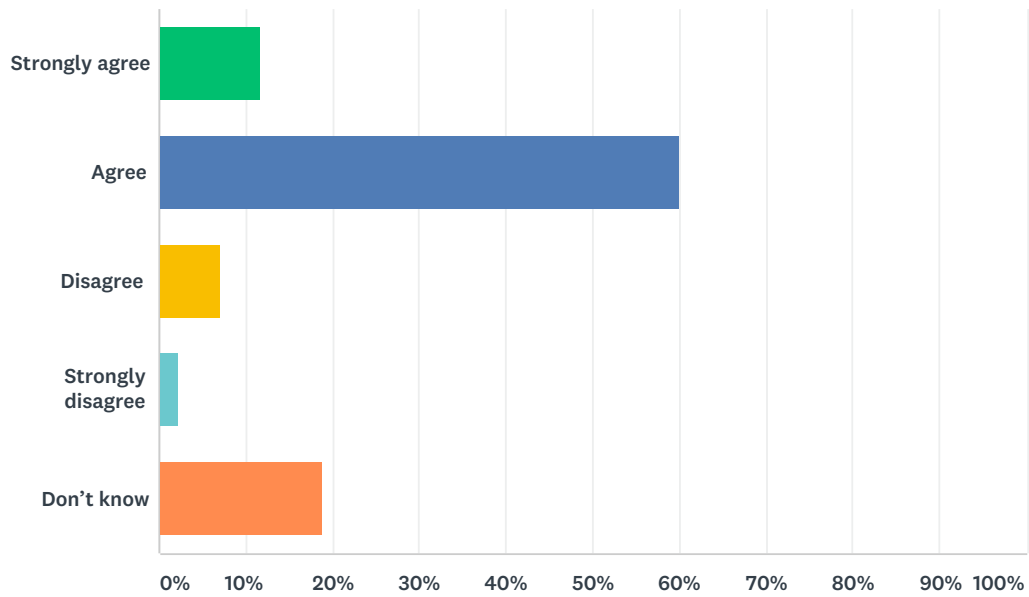


ANSWER CHOICES	RESPONSES	
Strongly agree	23.53%	20
Agree	65.88%	56
Disagree	3.53%	3
Strongly disagree	2.35%	2
Don't know	4.71%	4
<b>TOTAL</b>		<b>85</b>



## Q14 Discipline is handled in a fair and reasonable manner in my child's school.

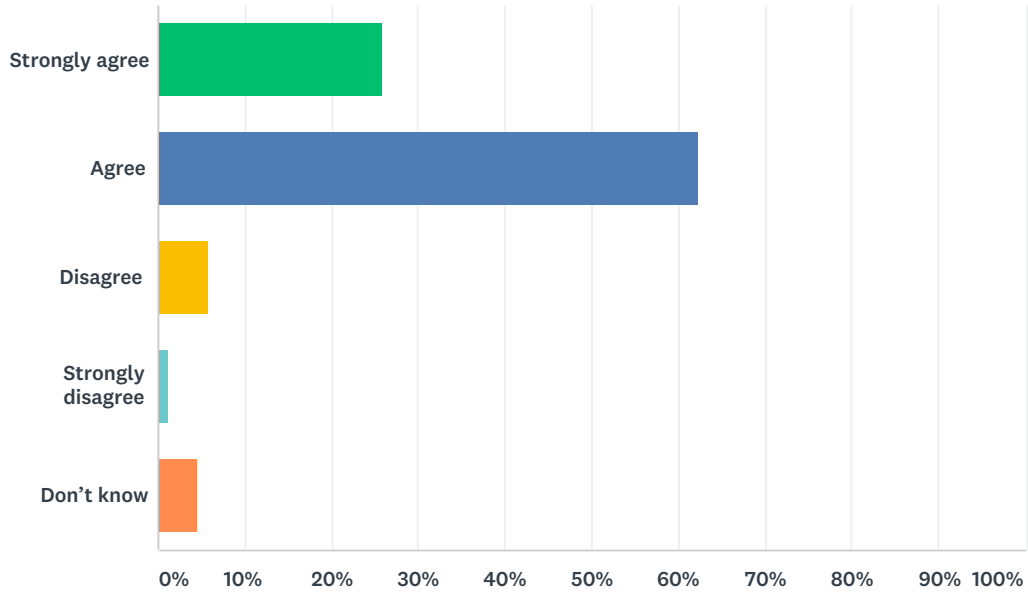
Answered: 85 Skipped: 21



ANSWER CHOICES	RESPONSES	
Strongly agree	11.76%	10
Agree	60.00%	51
Disagree	7.06%	6
Strongly disagree	2.35%	2
Don't know	18.82%	16
<b>TOTAL</b>		<b>85</b>

### Q15 My child's school is safe.

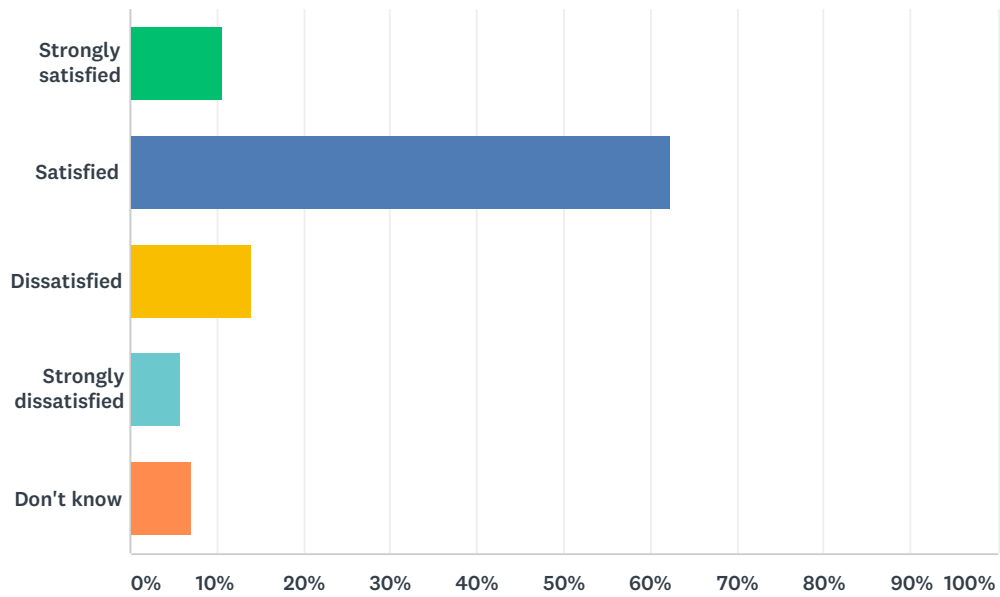
Answered: 85 Skipped: 21



ANSWER CHOICES	RESPONSES	
Strongly agree	25.88%	22
Agree	62.35%	53
Disagree	5.88%	5
Strongly disagree	1.18%	1
Don't know	4.71%	4
<b>TOTAL</b>		<b>85</b>

## Q16 How satisfied are you with the resources available to support your child's learning?

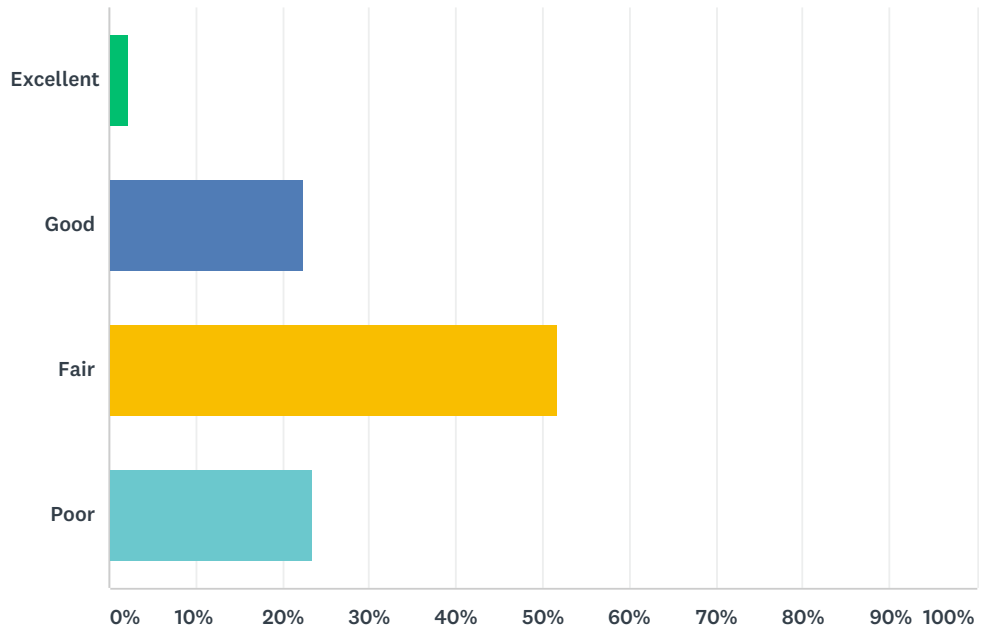
Answered: 85 Skipped: 21



ANSWER CHOICES	RESPONSES	
Strongly satisfied	10.59%	9
Satisfied	62.35%	53
Dissatisfied	14.12%	12
Strongly dissatisfied	5.88%	5
Don't know	7.06%	6
<b>TOTAL</b>		<b>85</b>

### Q17 How would you rate the physical condition of your child's school?

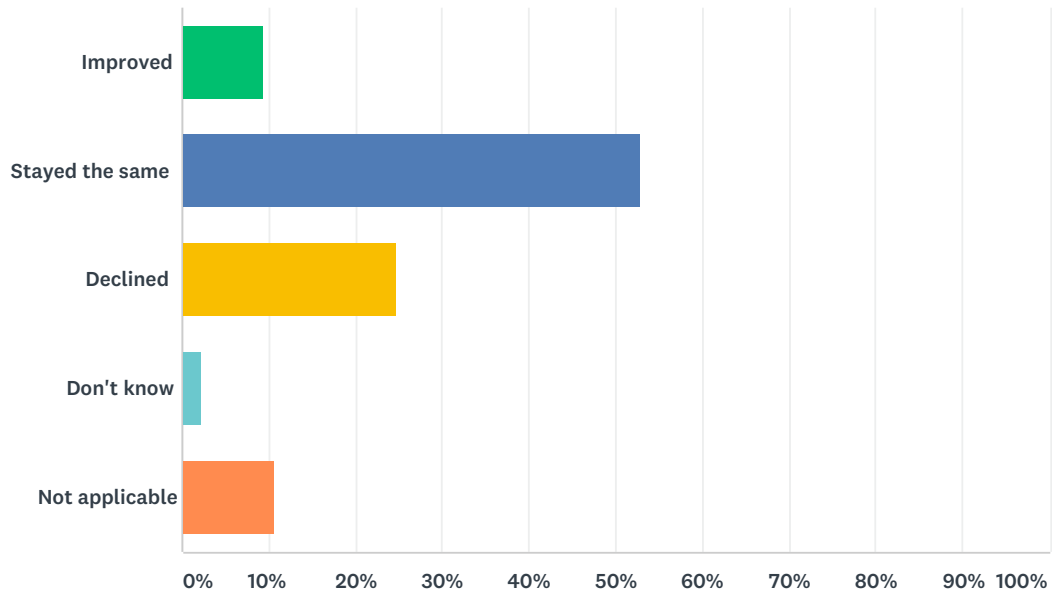
Answered: 85 Skipped: 21



ANSWER CHOICES	RESPONSES
Excellent	2.35% 2
Good	22.35% 19
Fair	51.76% 44
Poor	23.53% 20
TOTAL	85

## Q18 In your opinion, has the quality of education your child has experienced at school improved, stayed the same or declined in the past three years?

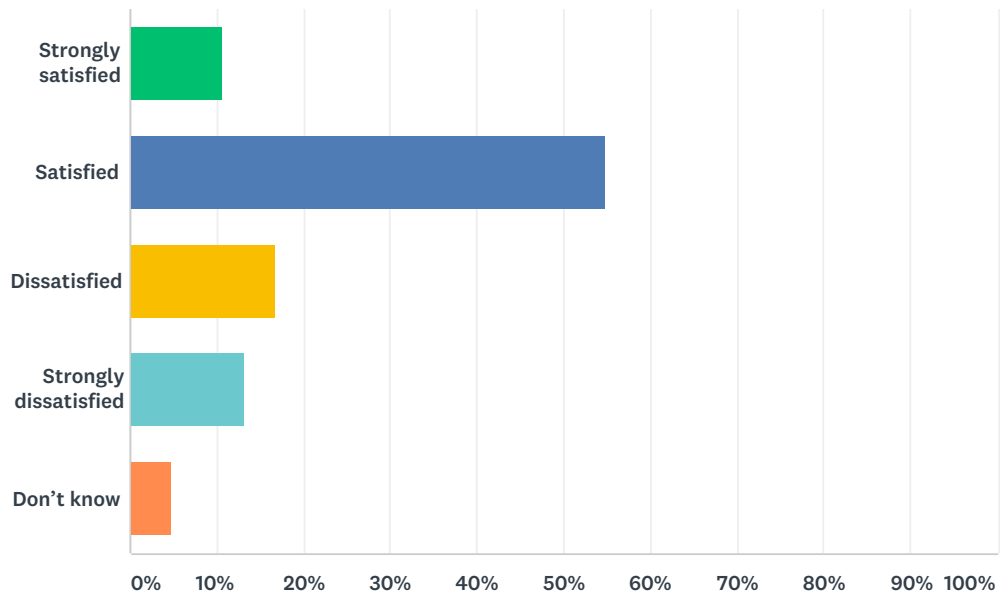
Answered: 85 Skipped: 21



ANSWER CHOICES	RESPONSES
Improved	9.41% 8
Stayed the same	52.94% 45
Declined	24.71% 21
Don't know	2.35% 2
Not applicable	10.59% 9
<b>TOTAL</b>	<b>85</b>

## Q19 How satisfied are you with the opportunity to be involved in decisions at your child's school?

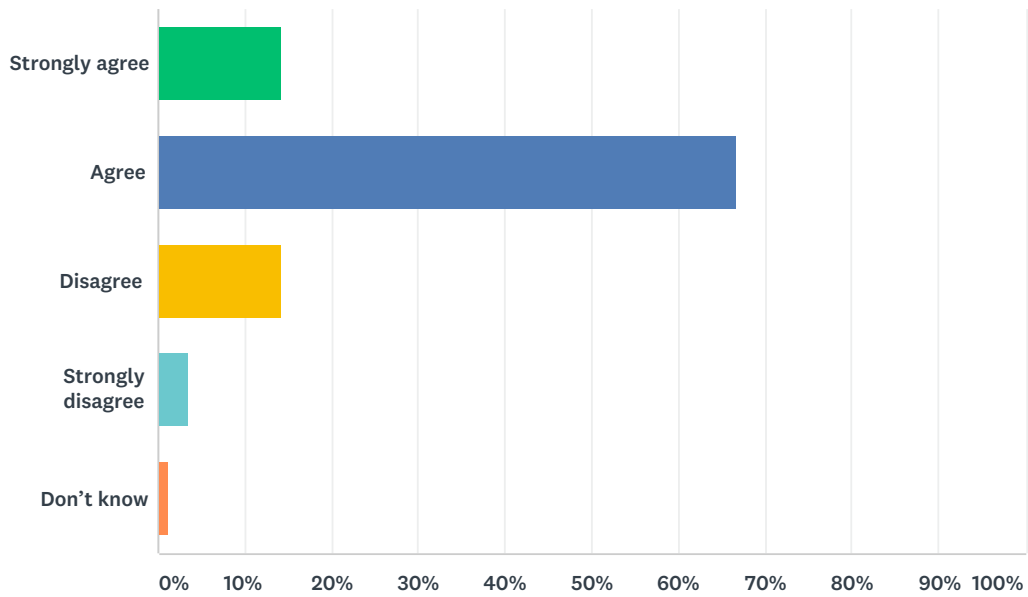
Answered: 84 Skipped: 22



ANSWER CHOICES	RESPONSES	
Strongly satisfied	10.71%	9
Satisfied	54.76%	46
Dissatisfied	16.67%	14
Strongly dissatisfied	13.10%	11
Don't know	4.76%	4
<b>TOTAL</b>		<b>84</b>

## Q20 The school keeps me informed about my child's progress and achievement.

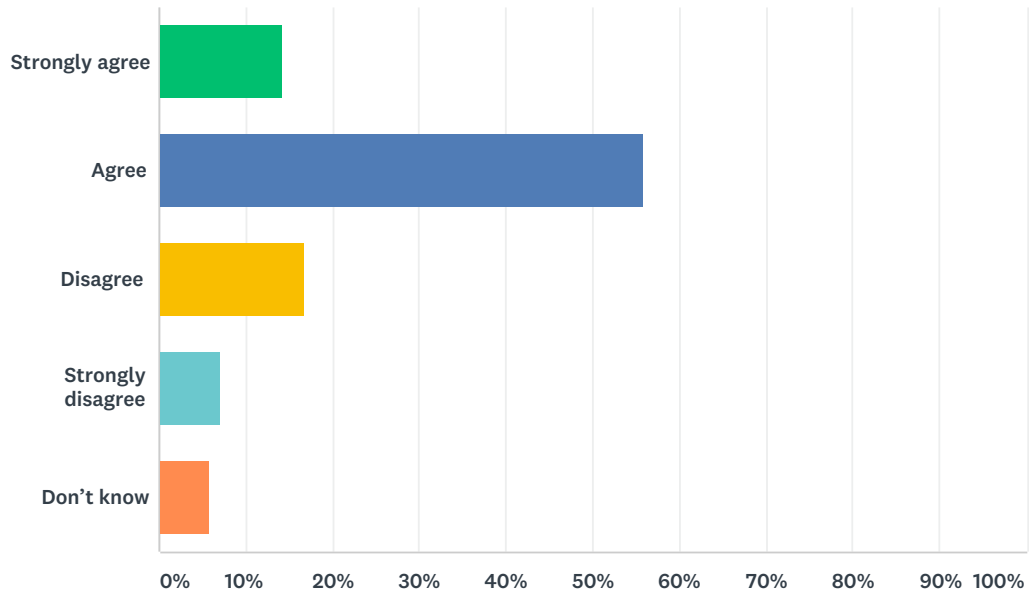
Answered: 84 Skipped: 22



ANSWER CHOICES	RESPONSES	
Strongly agree	14.29%	12
Agree	66.67%	56
Disagree	14.29%	12
Strongly disagree	3.57%	3
Don't know	1.19%	1
<b>TOTAL</b>		<b>84</b>

## Q21 There is open and honest communication within my child's school.

Answered: 84 Skipped: 22

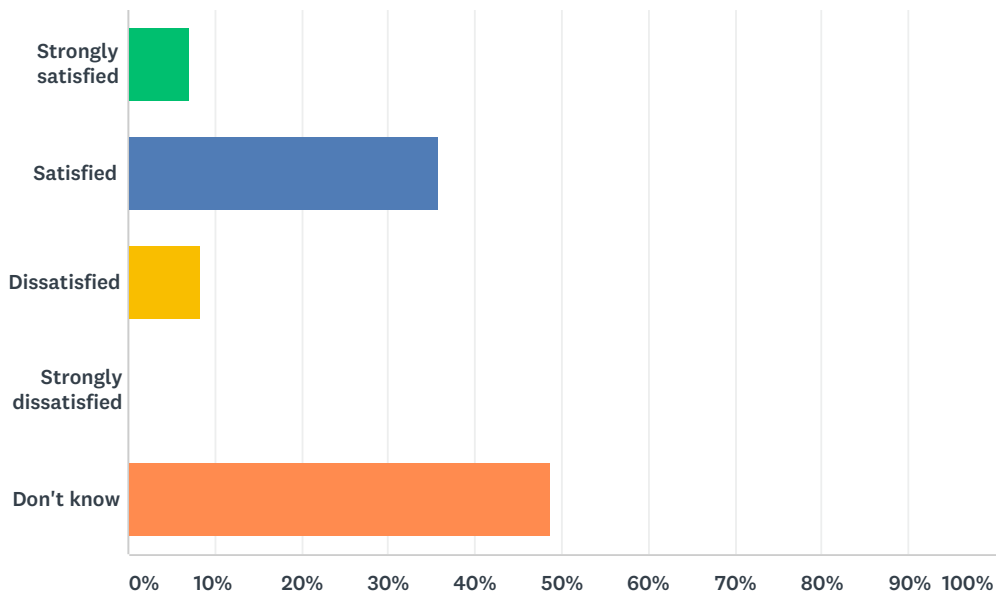


ANSWER CHOICES	RESPONSES	
Strongly agree	14.29%	12
Agree	55.95%	47
Disagree	16.67%	14
Strongly disagree	7.14%	6
Don't know	5.95%	5
<b>TOTAL</b>		<b>84</b>



Q22 How satisfied are you with the community partnerships that may be established at your school? For example: Saffron, KEYS program, Green Certificate, lunch programs, after-school programs, RAP, Tools for School, Scratch Day, Entrepreneurial Adventure, scholarships/grants, etc.

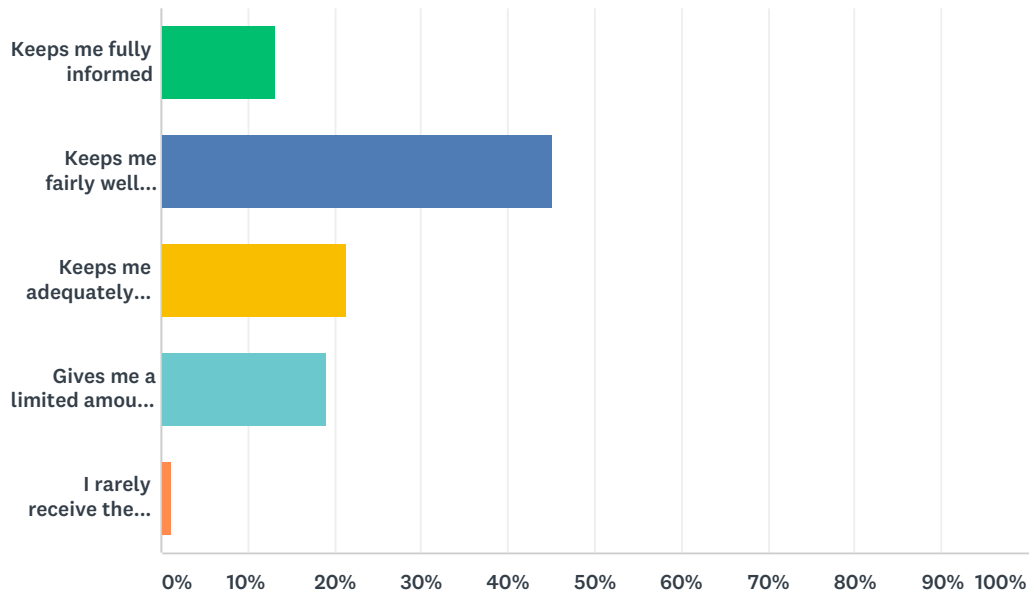
Answered: 84 Skipped: 22



ANSWER CHOICES	RESPONSES	
Strongly satisfied	7.14%	6
Satisfied	35.71%	30
Dissatisfied	8.33%	7
Strongly dissatisfied	0.00%	0
Don't know	48.81%	41
<b>TOTAL</b>		<b>84</b>

Q23 Elk Island Public Schools appreciates the opportunity to stay connected with parents about news, activities, programs and other matters of importance. What is your impression of the communication you receive from your child's school?

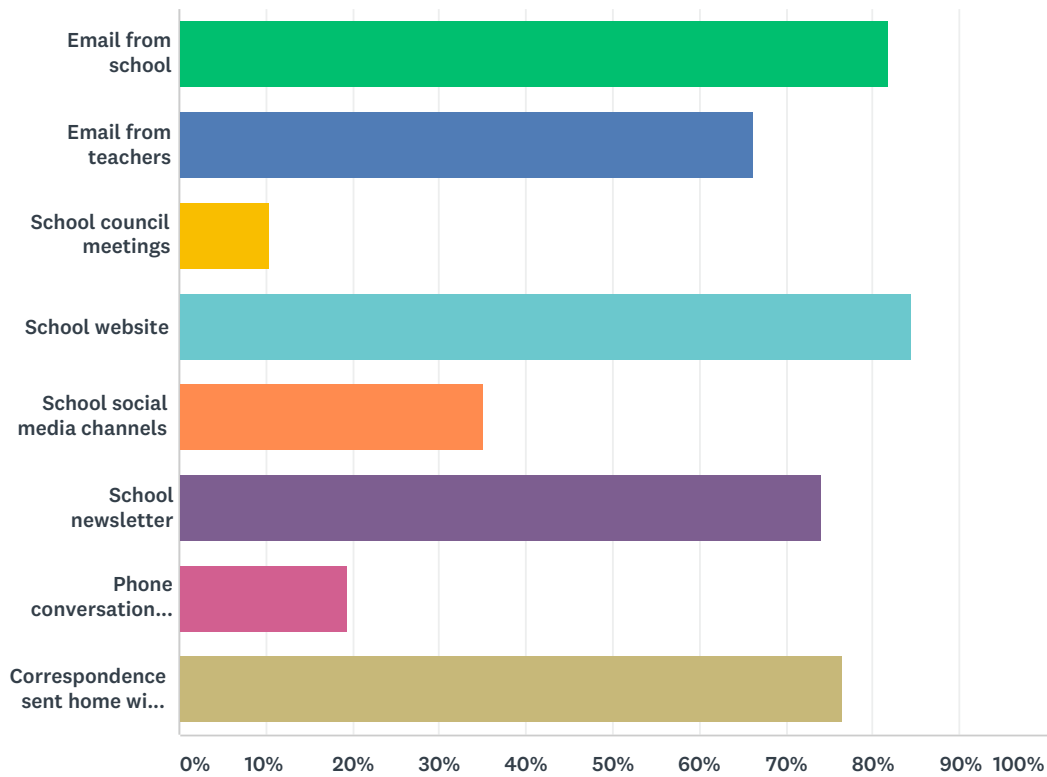
Answered: 84 Skipped: 22



ANSWER CHOICES	RESPONSES	
Keeps me fully informed	13.10%	11
Keeps me fairly well informed	45.24%	38
Keeps me adequately informed	21.43%	18
Gives me a limited amount of information	19.05%	16
I rarely receive the information I need	1.19%	1
<b>TOTAL</b>		<b>84</b>

## Q24 Do you regularly make use of the following to keep up to date on school activities, programs, etc.? Check all that apply.

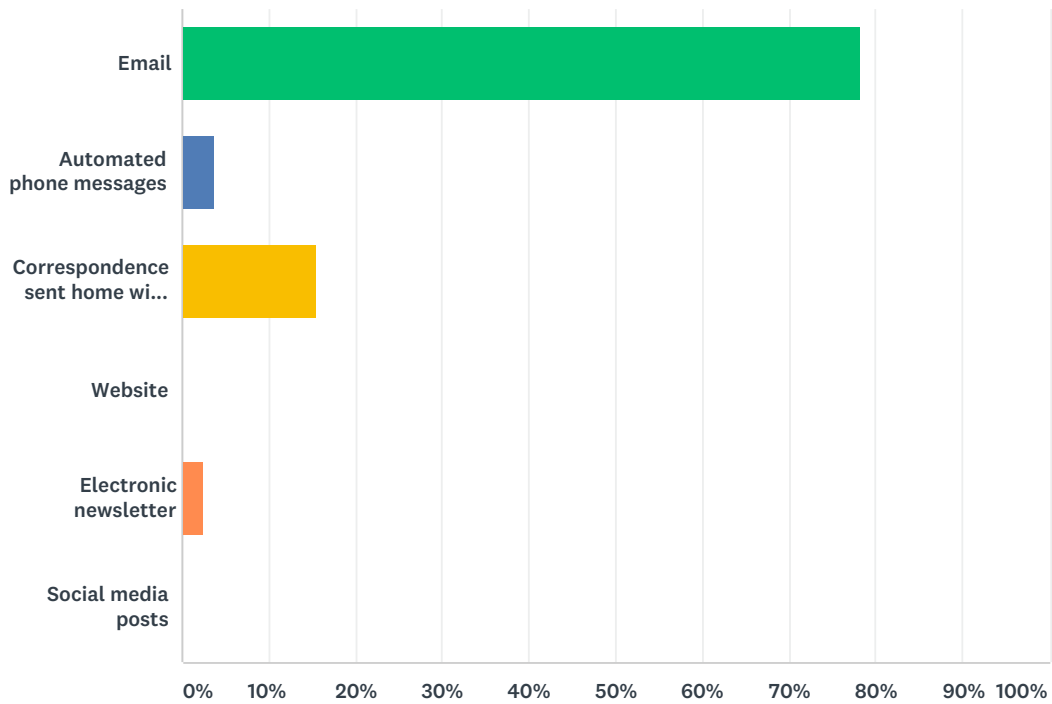
Answered: 77 Skipped: 29



ANSWER CHOICES	RESPONSES	
Email from school	81.82%	63
Email from teachers	66.23%	51
School council meetings	10.39%	8
School website	84.42%	65
School social media channels	35.06%	27
School newsletter	74.03%	57
Phone conversations with school and/or teachers	19.48%	15
Correspondence sent home with your child	76.62%	59
Total Respondents: 77		

## Q25 What is your most preferred method of communication from the school and Division?

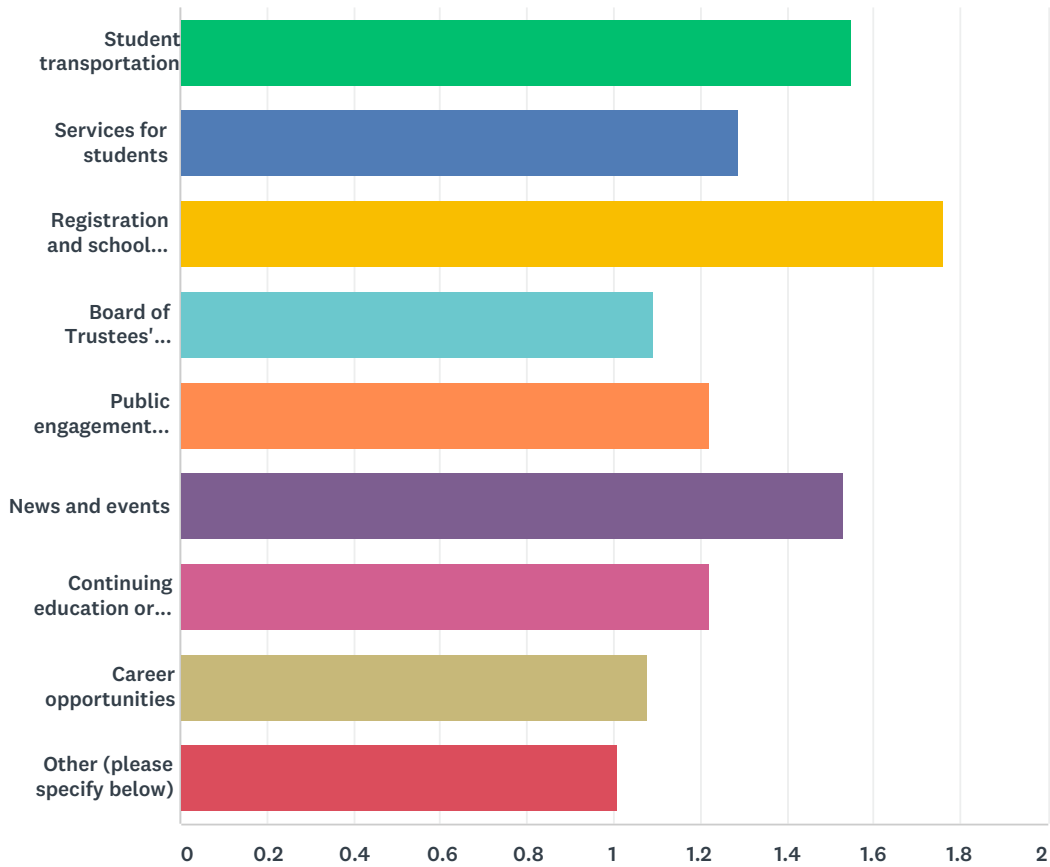
Answered: 78 Skipped: 28



ANSWER CHOICES	RESPONSES	
Email	78.21%	61
Automated phone messages	3.85%	3
Correspondence sent home with your child	15.38%	12
Website	0.00%	0
Electronic newsletter	2.56%	2
Social media posts	0.00%	0
<b>TOTAL</b>		<b>78</b>

Q26 Do you visit the Division website (www.eips.ca) for information on:

Answered: 78 Skipped: 28



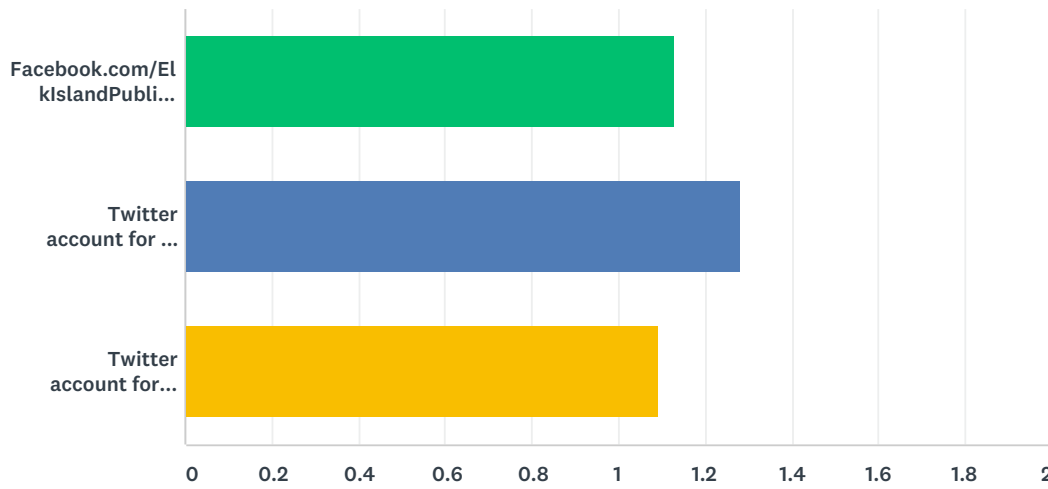
	YES	NO	TOTAL	WEIGHTED AVERAGE
Student transportation	55.13% 43	44.87% 35	78	1.55
Services for students	29.49% 23	70.51% 55	78	1.29
Registration and school boundaries	75.64% 59	24.36% 19	78	1.76
Board of Trustees' meetings	8.97% 7	91.03% 71	78	1.09
Public engagement initiatives	21.79% 17	78.21% 61	78	1.22
News and events	52.56% 41	47.44% 37	78	1.53
Continuing education or summer courses	21.79% 17	78.21% 61	78	1.22
Career opportunities	7.69% 6	92.31% 72	78	1.08
Other (please specify below)	1.28% 1	98.72% 77	78	1.01

## EIPS Parent Survey 2017-18

#	OTHER:	DATE
1	School calendar	3/19/2018 7:21 PM
2	Class size is too large this year and no changes made despite teachers and parents asking for extra help.	3/5/2018 6:48 PM

## Q27 Elk Island Public Schools shares news and information on its social media channels. Do you follow:

Answered: 78 Skipped: 28



	YES	NO	TOTAL	WEIGHTED AVERAGE
Facebook.com/ElkIslandPublicSchools	12.82% 10	87.18% 68	78	1.13
Twitter account for the Division (@eips)	28.21% 22	71.79% 56	78	1.28
Twitter account for EIPS Student Transportation (@eipsST)	8.97% 7	91.03% 71	78	1.09